





LOCALE	CODICE	DESCRIZIONE COMPONENTE	FINITURA	GR.
BAGNO ARMATORE	MD321_S01_WL01	RIVESTIMENTI SOPRA LAVELLO	SPECCHIO 4 mm	PTP



S01_WL01_01



S20_WL01_01

