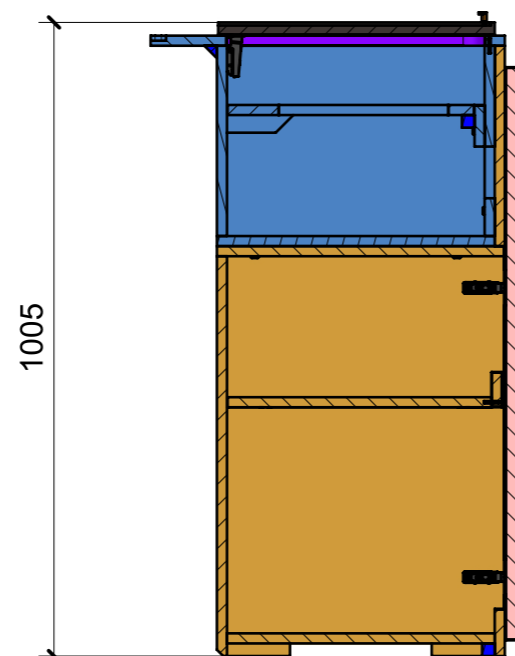
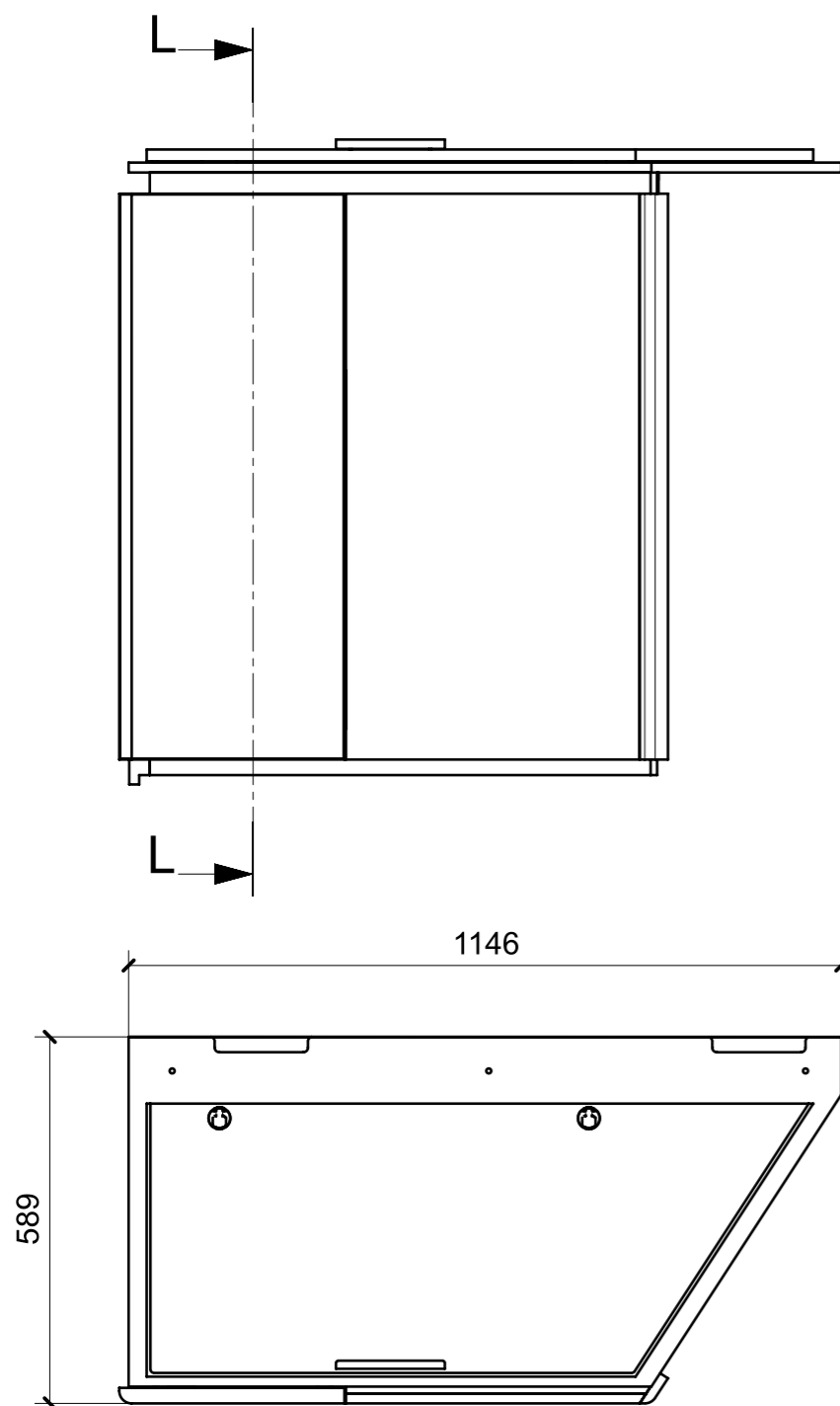
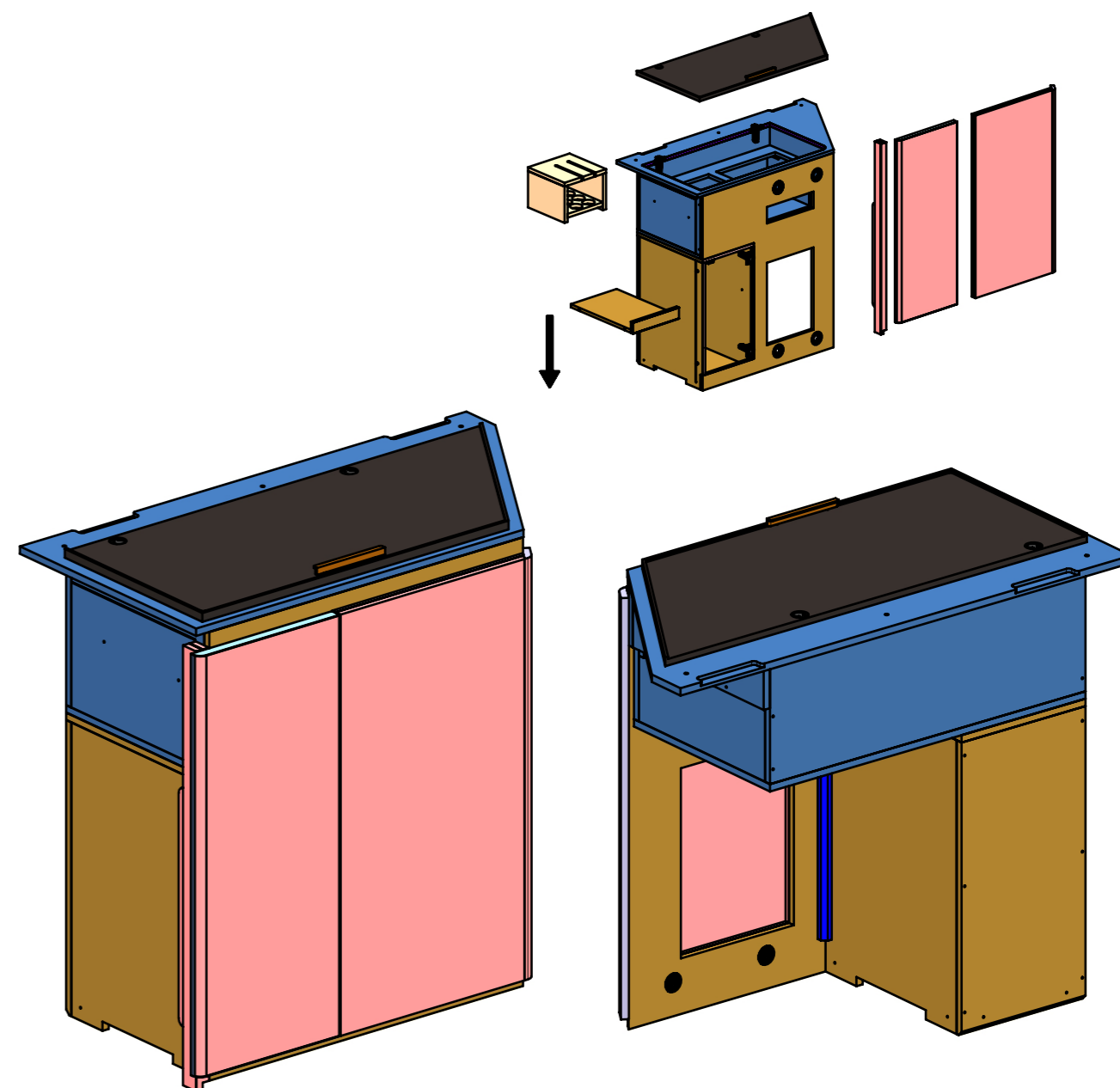


LOCALE	CODICE	DESCRIZIONE COMPONENTE	FINITURA	GR.
FRONTE MARCIA	MD298_MF_FD01	MOBILE QUADRI ELETTRICI		8

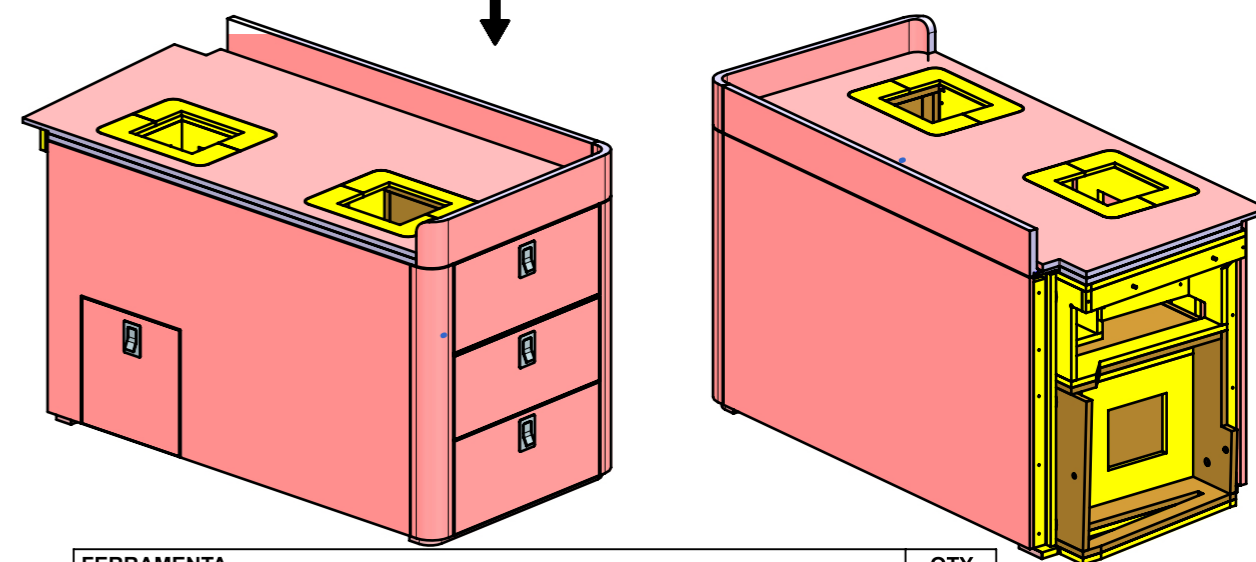
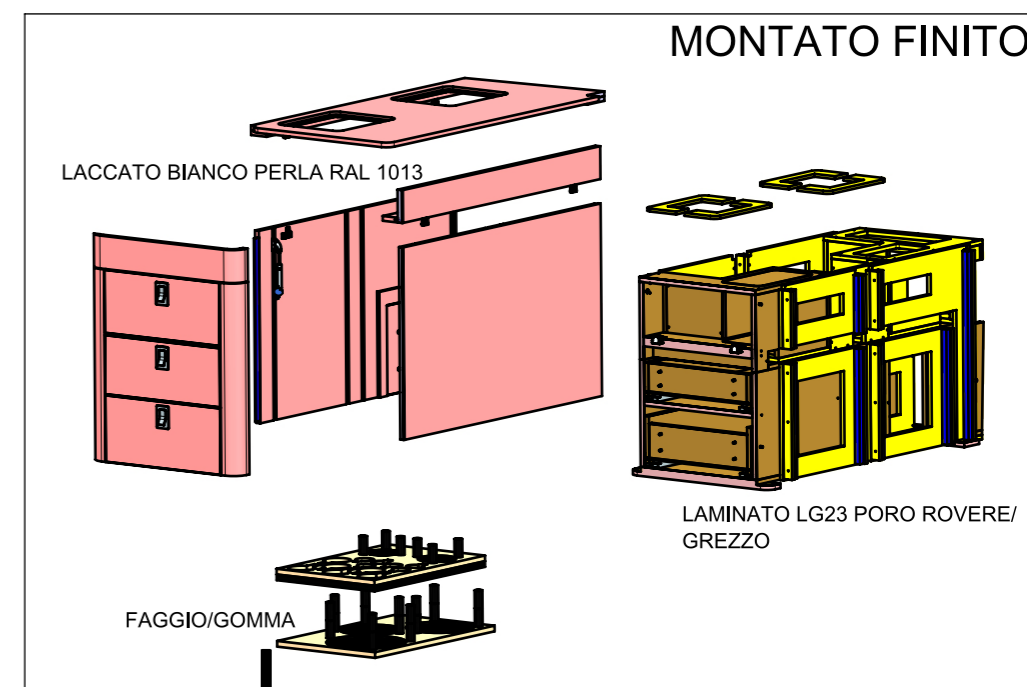
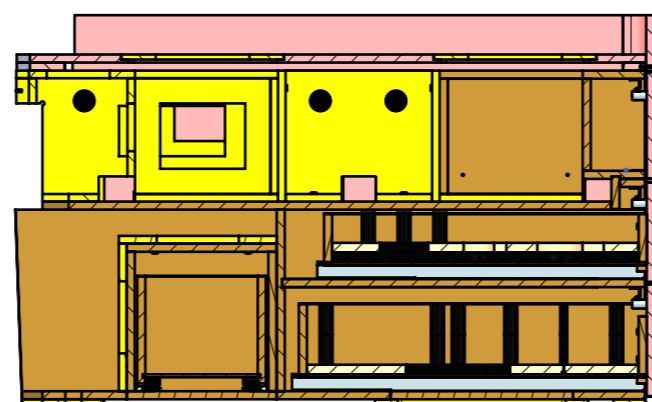
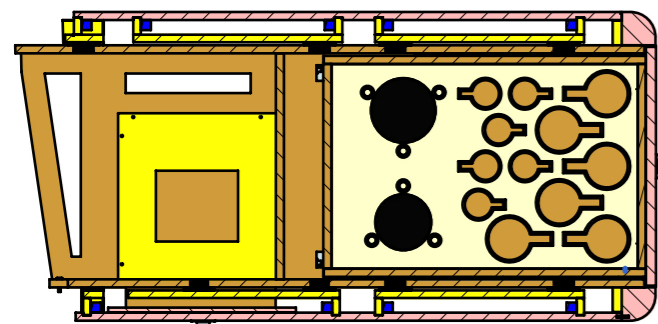
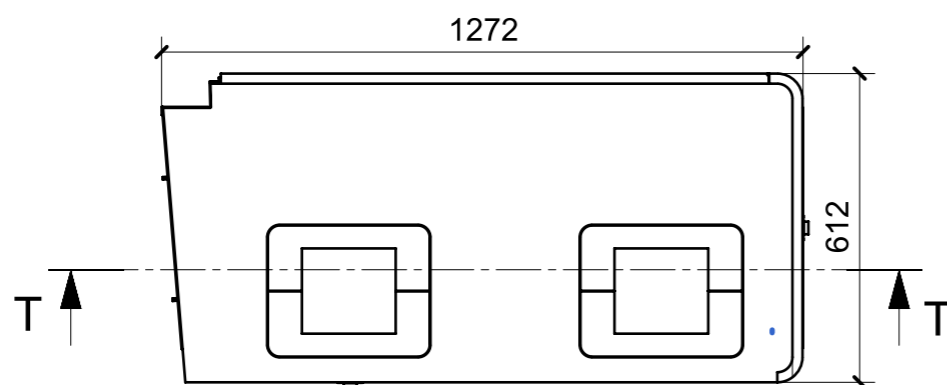
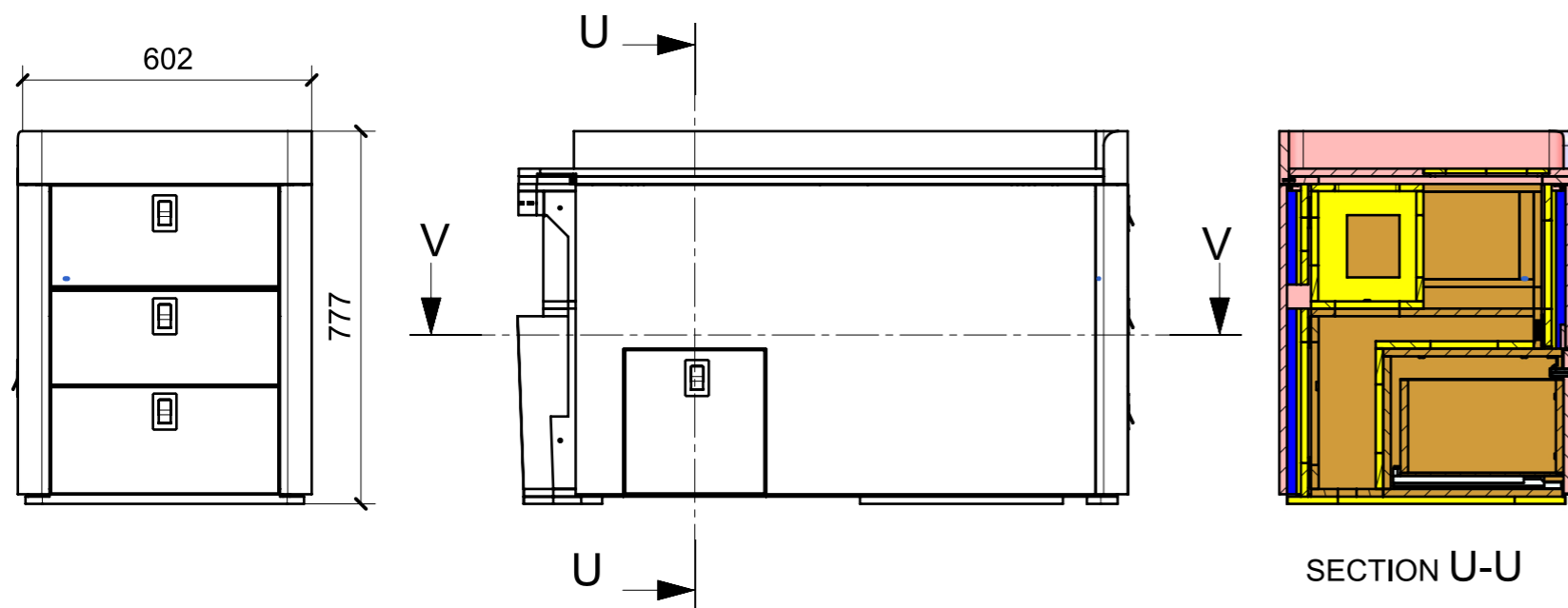


SECTION L-L



FERRAMENTA	QTY
BASE_3-NERA_HAFELE_342.22.067-BLUM_175H3130.STP	4
BUSSOLA 5MA X 10 FORO DIAM.8	10
BUSSOLA 6MA X 10 FORO DIAM.8	4
CALAMITA SEALED MAGNETIC_TECNOPARTNER_MC-JM50-BL	1
CERNIERA 94°_PIANA-NERA_HAFELE_342.46.604-BLUM_71B9550.STP	4
FITLOCK F_MASCHERPA_6020101102	4
FITLOCK M_MASCHERPA_3MM_6020202101	4
GOMMINO PARACOLPO ANTA	4
MANIGLIA X MOBILE PAMAR_FBC BORGIHI_886Z-175 ALOP	1
PLACCHETTA COUNTER STEEL_TECNOPARTNER_MC-JM49	1
VITE 4MA X 25 TESTA SVASATA ESAGONALE NERA	2
VITE 5MA X 25 TESTA BOMBATA	7
VITE 5MA X 35 TESTA BOMBATA	3
VITE 6MA X 25 TESTA SVASATA	2

LOCALE	CODICE	DESCRIZIONE COMPONENTE	FINITURA	GR.
FRONTE MARCIA	MD298_MF_FG01	MOBILE SOTTO SEDILE GUIDA		8



FERRAMENTA	QTY
SUPPORTO ASTA COMPACT X ANTA_ESSEPI_00133432 X BRACCETTO DA 164	1
SUPPORTO ASTA COMPACT X FIANCO_ESSEPI_00133449 X BRACCETTO DA 164	1
ASTA DI SOSTEGNO COMPACT CON FRIZIONE MM164 45N	1
LIVENZA_ESSEPI_00178914	1
MD298_GR8_FG01_11	1
MD298_GR8_FG01_10	1
BUSSOLA 5MA X 10 FORO DIAM.8	35
BUSSOLA 6MA X 10 FORO DIAM.8	1
CERNIERA PER ANTE A RIBALTA 90°_342.66.730_HAFELE	2
CP GUIDA TANDEMPPLUS 350_HAFELE_423_54_735_ESSEPI_00175869	1
FITLOCK F_MASCHERPA_6020101102	20
FITLOCK M_MASCHERPA_3MM_6020202101	20
FLUSH FLUSH LOCK_ART.800461_RAZETO&CASARETO	4
FM INCASSO_ITALVIPLA_973_FMPC_F1A	1
GOMMINO PARACOLPO ANTA	2
GUIDA L650 DYNAPRO SOFT-CLOSE 70KG_F130107853_GRASS	1
GUIDA L700 DYNAPRO SOFT-CLOSE 70KG_F130107856_GRASS	1
KEKU ESTRAZIONE FRONTALE PARTE PANNELLO AS_HAFELE_262_50_359	4
KEKU ESTRAZIONE FRONTALE PARTE TELAIO AS_HAFELE_262_50_368	4
MS INCASSO_ITALVIPLA_972_FMPC_M1B	1
VITE 5MA X 25 TESTA BOMBATA	34
VITE 5MA X 25 TESTA SVASATA	5