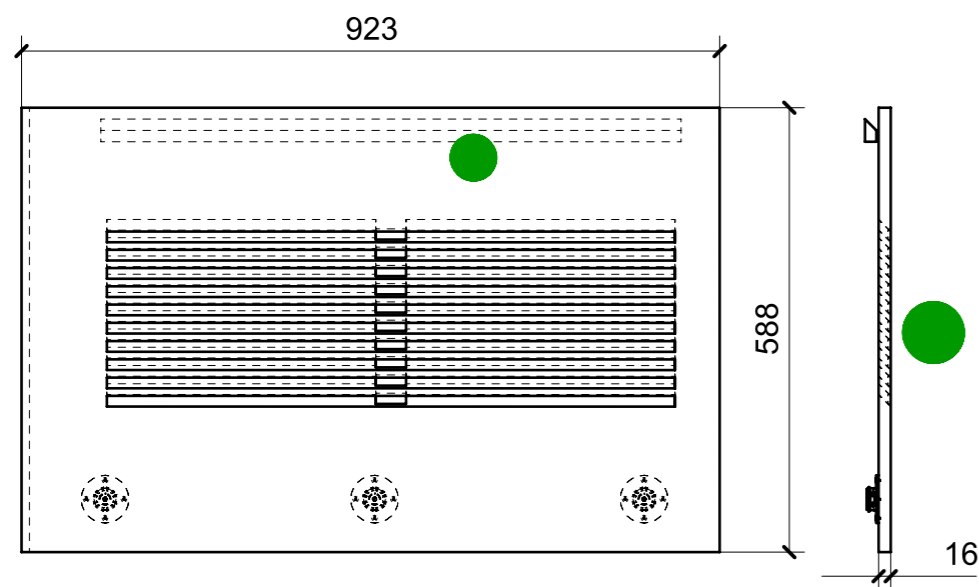
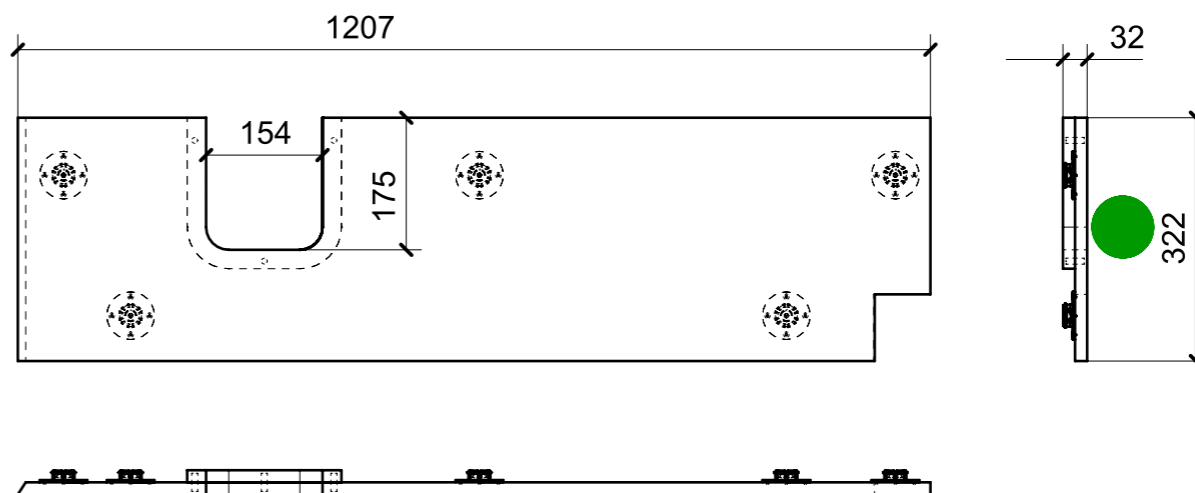


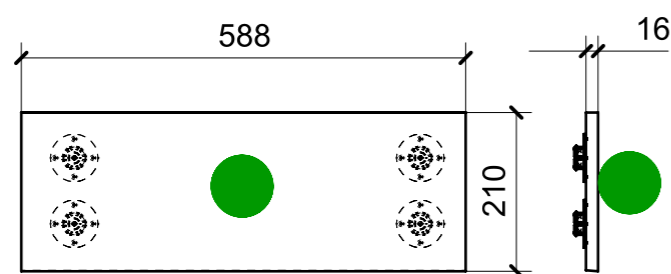
LOCALE	CODICE	DESCRIZIONE COMPONENTE	FINITURA	GR
FRONTE MARCIA	MD298_L01_FA01	STRUTTURA SOTTO CRUSCOTTO	LACCATO SIMIL CAMPIONE PELLE M2553 RAL?	8



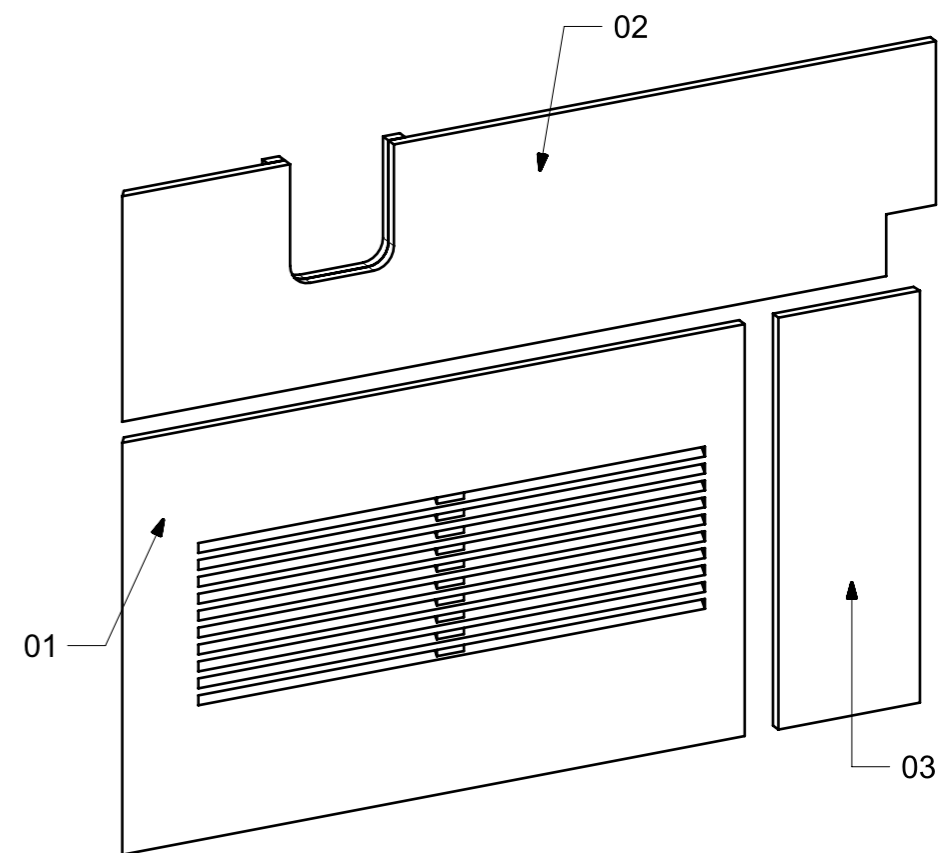
01



02



03



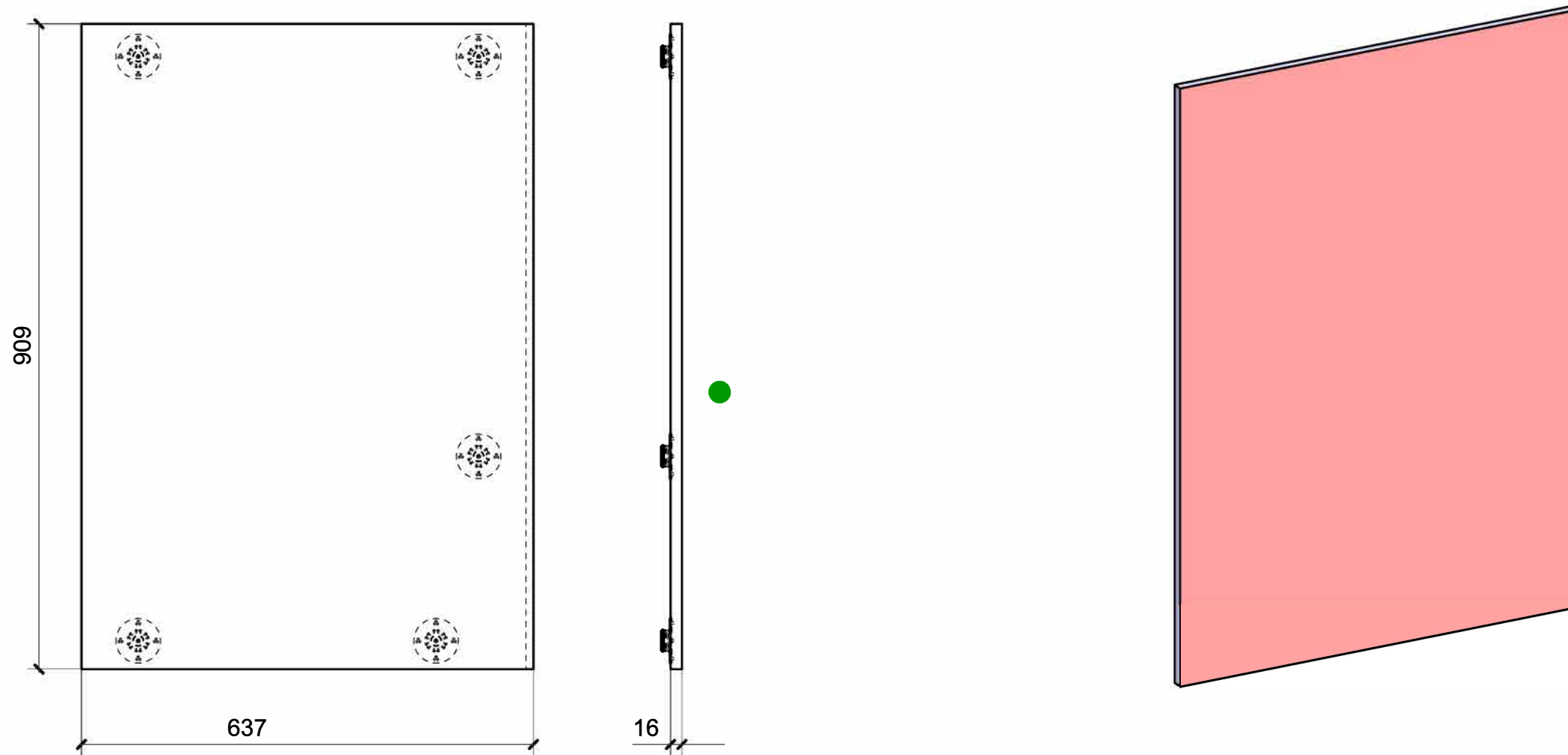
FERRAMENTA	QTY
FITLOCK M_MASCHERPA_3MM_6020202101	12

VERNICIATURA LASTRA/LACCATI:

● = VERNICIARE 1 LATO + FILI RASATI O BORDATI

NESSUN SIMBOLO = VERNICIARE 2 LATI + FILI RASATI O BORDATI

LOCALE	CODICE	DESCRIZIONE COMPONENTE	FINITURA	Q.TA
FRONTE MARCIA	MD298_L01_FC01	STRUTTURA ANGOLARE MOBILE QUADRI	LACCATO BIANCO PERLA RAL 1013	1



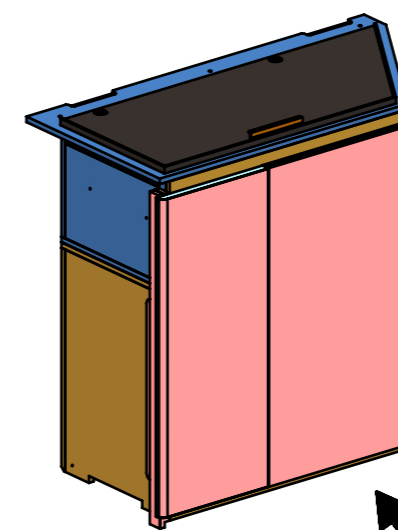
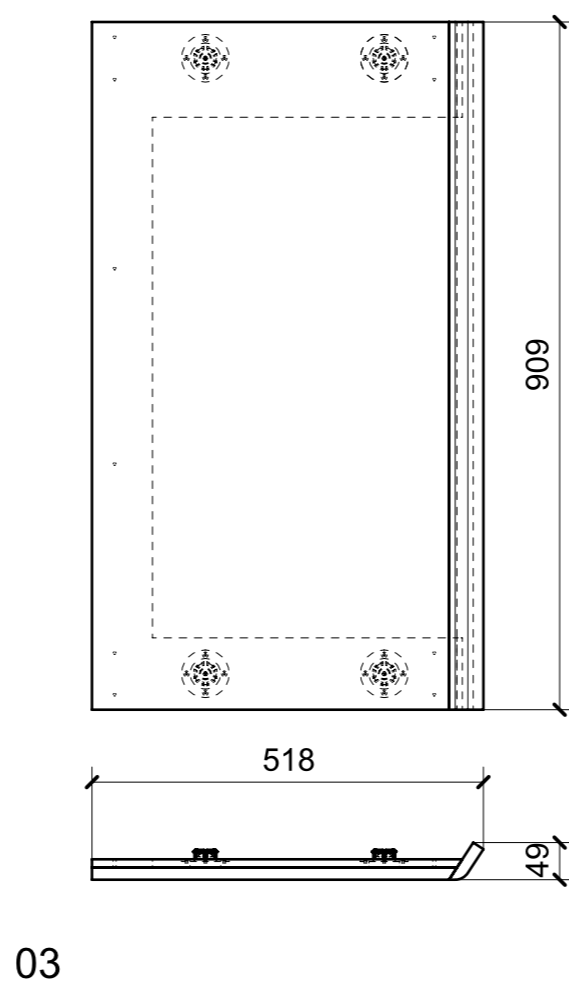
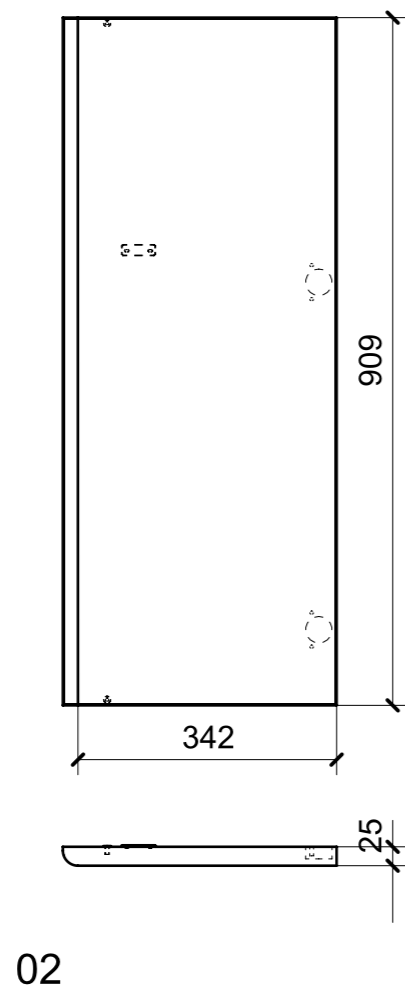
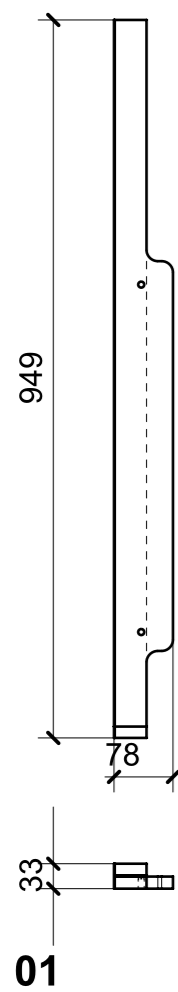
FERRAMENTA	QTY
FITLOCK M_MASCHERPA_3MM_6020202101	5

VERNICIATURA LASTRA/LACCATI:

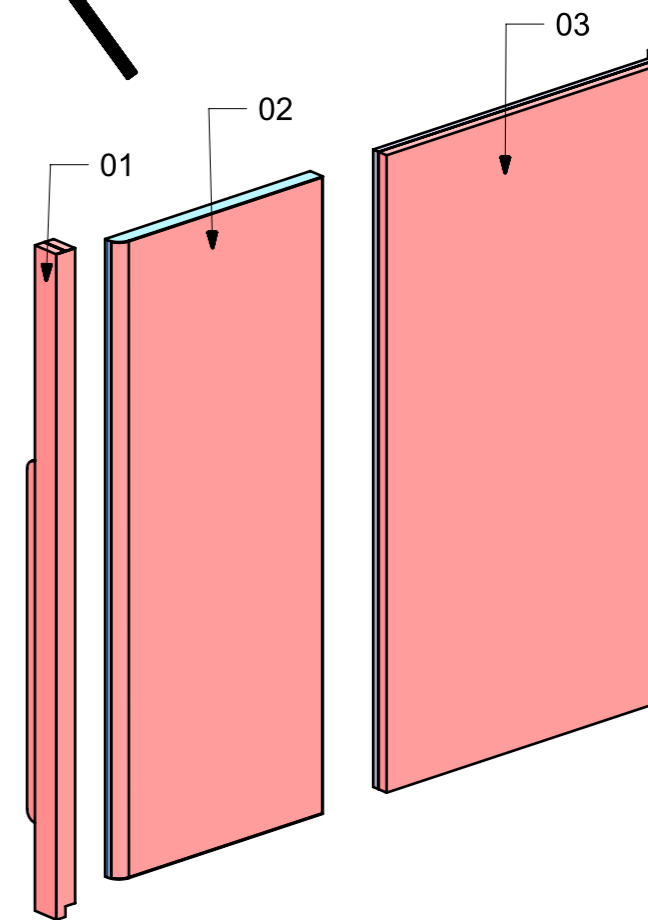
● = VERNICIARE 1 LATO + FILI RASATI O BORDATI

NESSUN SIMBOLO = VERNICIARE 2 LATI + FILI RASATI O BORDATI

LOCALE	CODICE	DESCRIZIONE COMPONENTE	FINITURA	GR.
FRONTE MARCIA	MD298_L01_FD01	MOBILE QUADRI ELETTRICI	LACCATO BIANCO PERLA RAL 1013	8



ELEMENTI DA MONTARE
 con L02_FD01_01/02; FD01_01/02
 in MF_FD01
 e spedire con unico imballo



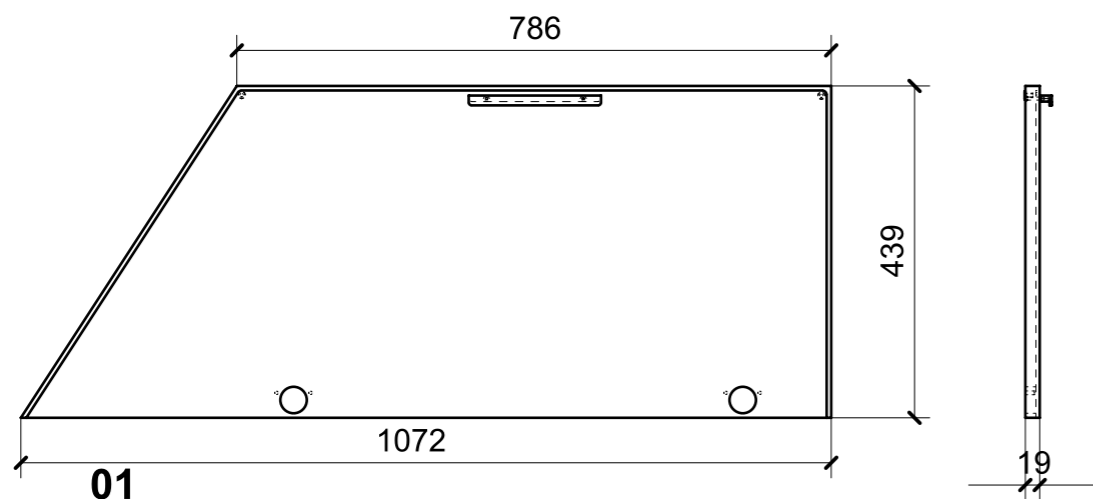
FERRAMENTA	QTY
PLACCHETTA COUNTER STEEL_TECHNOPARTNER_MC-JM49	1
GOMMINO PARACOLPO ANTA	2
FITLOCK M_MASCHERPA_3MM_6020202101	4

VERNICIATURA LASTRA/LACCATI:

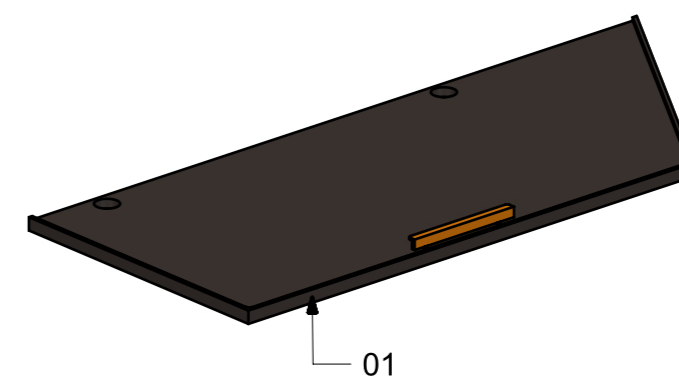
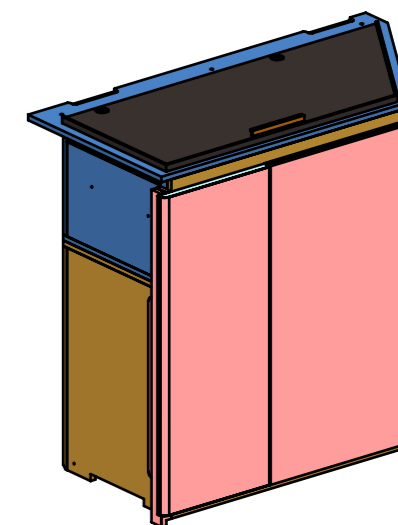
● = VERNICIARE 1 LATO + FILI RASATI O BORDATI

NESSUN SIMBOLO = VERNICIARE 2 LATI + FILI RASATI O BORDATI

LOCALE	CODICE	DESCRIZIONE COMPONENTE	FINITURA	GR.
FRONTE MARCIA	MD298_L02_FD01	MOBILE QUADRI ELETTRICI	LACCATO SIMIL CAMPIONE PELLE M2553 RAL.	8



ELEMENTI DA MONTARE
 con FD01_01/02; L01_FD01_01-->03
 in MF_FD01
 e spedire con unico imballo



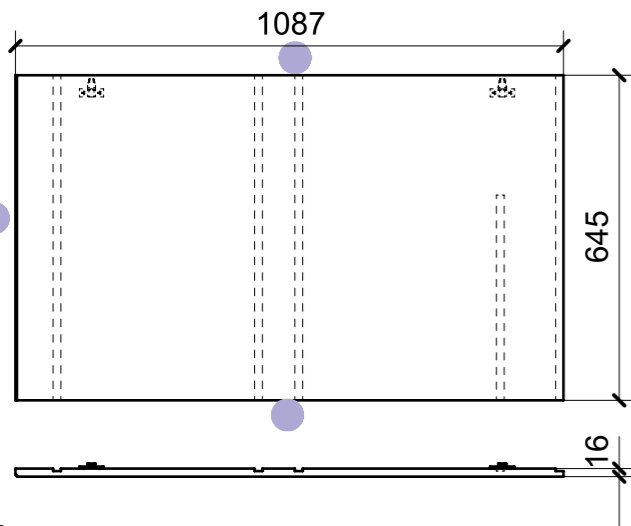
FERRAMENTA	QTY
MANIGLIA X MOBILE PAMAR_FBC BORGHI_886Z-175 ALOP	1
GOMMINO PARACOLPO ANTA	2
VITE 4MA X 25 TESTA SVASATA ESAGONALE NERA	2

VERNICIATURA LASTRA/LACCATI:

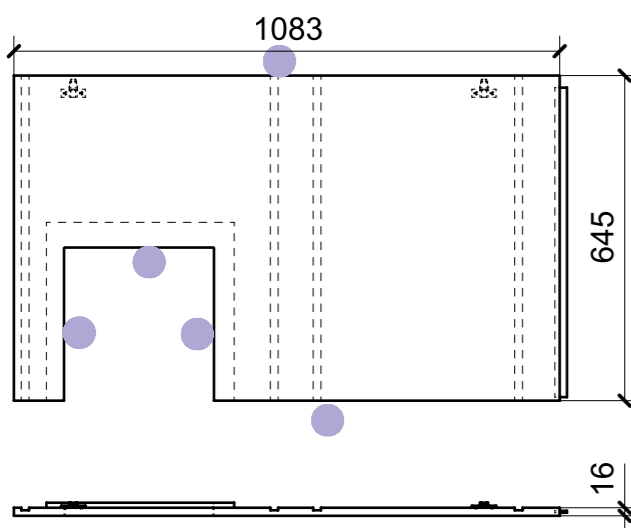
● = VERNICIARE 1 LATO + FILI RASATI O BORDATI

NESSUN SIMBOLO = VERNICIARE 2 LATI + FILI RASATI O BORDATI

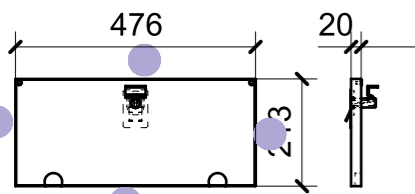
LOCALE	CODICE	DESCRIZIONE COMPONENTE	FINITURA	GR.
FRONTE MARCIA	MD298_L01_FG01	MOBILE SOTTO SEDILE GUIDA	LACCATO BIANCO PERLA RAL 1013	8



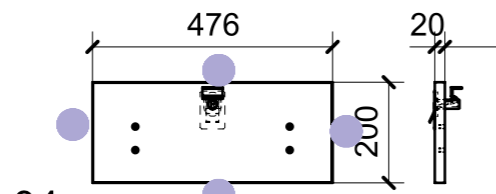
FERRAMENTA	QTY
KEKU ESTRAZIONE FRONTALE PARTE TELAIO AS_HAFELE_262_50_368	2



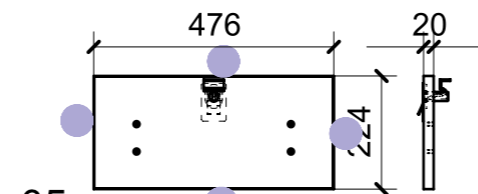
FERRAMENTA	QTY
KEKU ESTRAZIONE FRONTALE PARTE TELAIO AS_HAFELE_262_50_368	2




FERRAMENTA	QTY
GOMMINO PARACOLPO ANTA	2
FLUSH FLUSH LOCK_ART.800461_RAZETO&CASARETO	1




FERRAMENTA	QTY
FLUSH FLUSH LOCK_ART.800461_RAZETO&CASARETO	1
BUSSOLA 5MA X 10 FORO DIAM.8	4



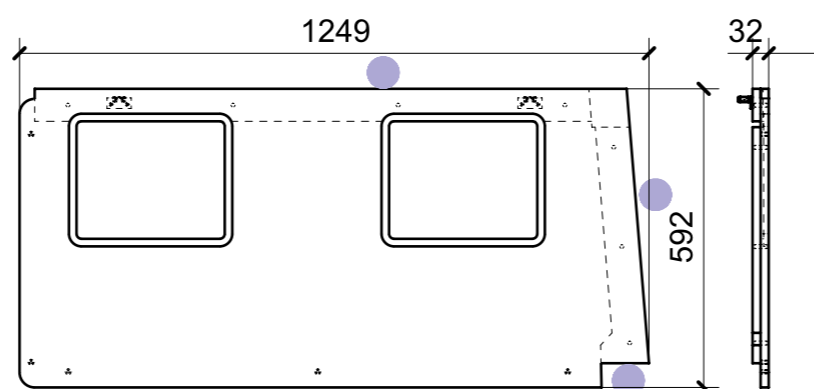
FERRAMENTA	QTY
FLUSH FLUSH LOCK_ART.800461_RAZETO&CASARETO	1
BUSSOLA 5MA X 10 FORO DIAM.8	4



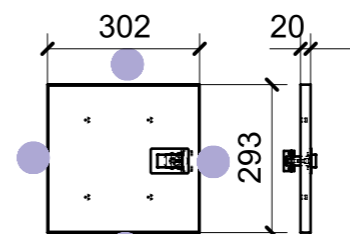
FERRAMENTA	QTY
BUSSOLA 5MA X 10 FORO DIAM.8	2



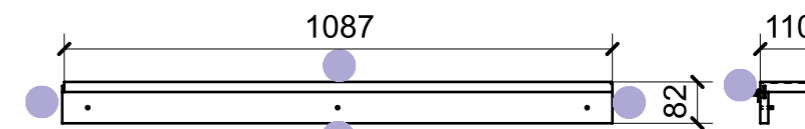
FERRAMENTA	QTY
BUSSOLA 5MA X 10 FORO DIAM.8	2



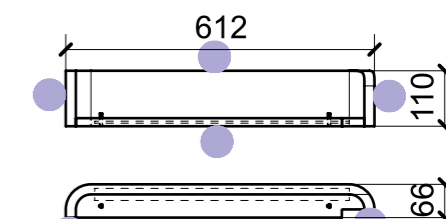
FERRAMENTA	QTY
KEKU ESTRAZIONE FRONTALE PARTE PANNELLO AS_HAFELE_262_50_359	2
BUSSOLA 5MA X 10 FORO DIAM.8	5



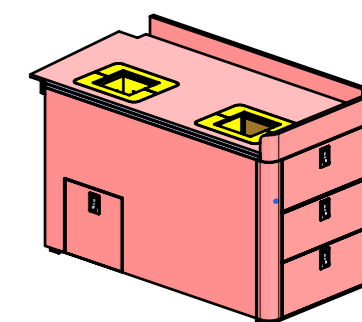
FERRAMENTA	QTY
FLUSH FLUSH LOCK_ART.800461_RAZETO&CASARETO	1
BUSSOLA 5MA X 10 FORO DIAM.8	4



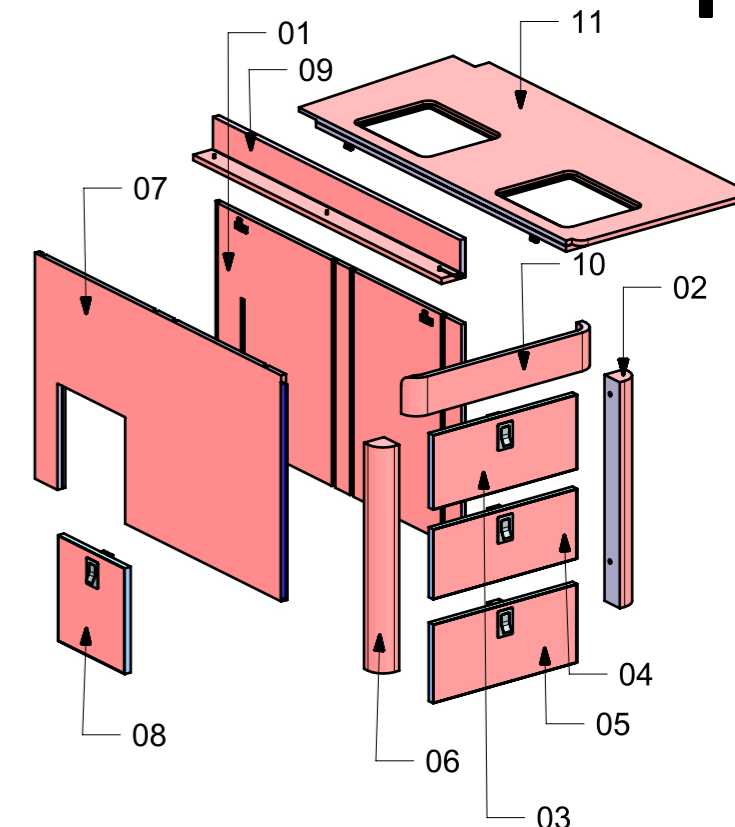
FERRAMENTA	QTY
KEKU ESTRAZIONE FRONTALE PARTE PANNELLO AS_HAFELE_262_50_359	2
VITE 5MA X 25 TESTA SVASATA	3



FERRAMENTA	QTY
VITE 5MA X 25 TESTA SVASATA	2





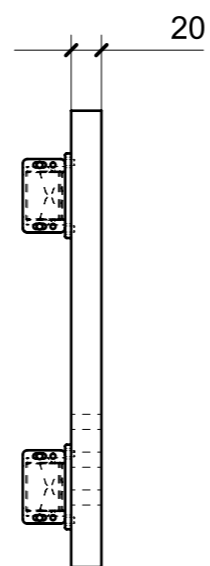
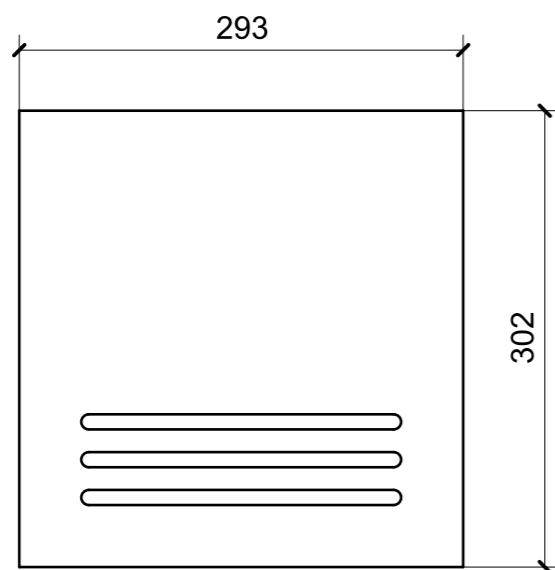
ELEMENTI DA MONTARE con FG01_01-->11; P01_01-->06 in MF_MG01 e spedire con unico imballo



VERNICIATURA LASTRA/LACCATI:

● = VERNICIARE 1 LATO + FILI RASATI O BORDATI NESSUN SIMBOLO = VERNICIARE 2 LATI + FILI RASATI O BORDATI

LOCALE	CODICE	DESCRIZIONE COMPONENTE	FINITURA	GR.
FRONTE MARCIA	MD298_L01_FH01	GRIGLIA PER AUDIO E VIDEO OPT	LACCATO BIANCO PERLA RAL 1013	PTP



FERRAMENTA	QTY
CHIUSURA A SPINTA_TECHNOPARTNER_SOU C3-203	4

VERNICIATURA LASTRA/LACCATI:

● = FILI RASATI

● = VERNICIARE 1 LATO + FILI RASATI O BORDATI

NESSUN SIMBOLO = VERNICIARE 2 LATI + FILI RASATI O BORDATI