

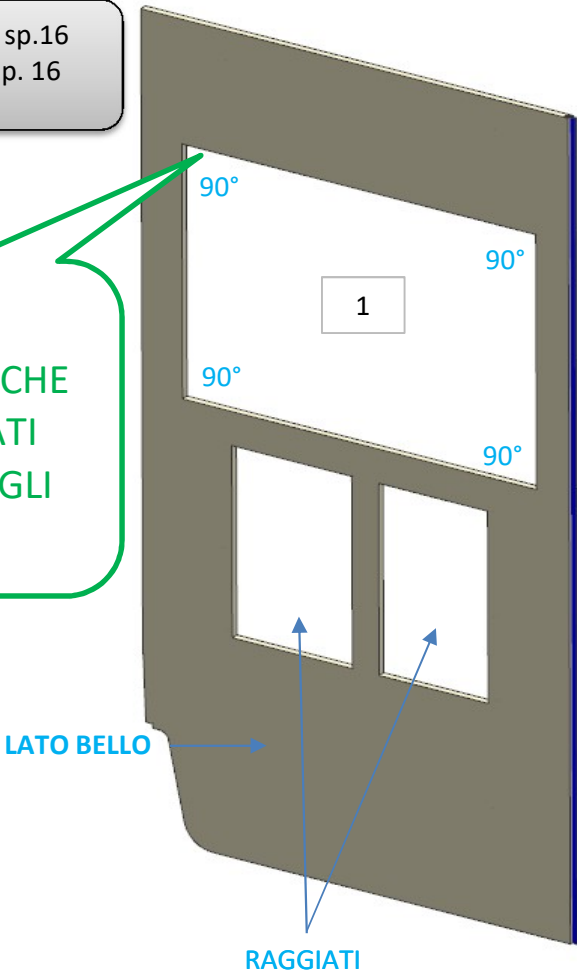
AZ68F

REV. 29-04-2024

LOCALE	CODICE	DESCRIZIONE COMPONENTE	FINITURA	Q.TA	OPERATORE
PARATIE	AZ68F-R01_PR01	PARETE BAGNO OSPITI PRUA	LASTRA CHIARA	2	Damiano

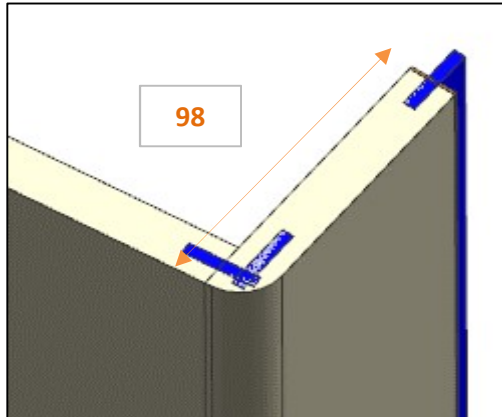
1 - L 982 x H 1934 x sp.16
2 - L 98 x H 1934 x sp. 16

18
VERIFICARE CHE
SIANO STATI
SPIGOLATI GLI
ANGOLI



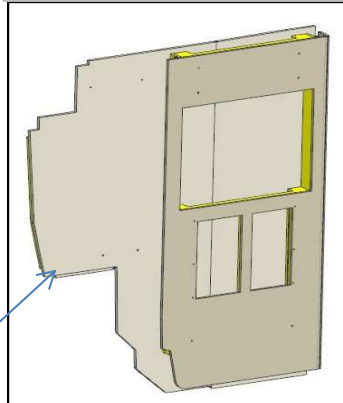
2
DB-154
INCOLLARE

DETTAGLIO MONTATO



ELEMENTO DA
MONTARE con:
PR01
e spedire con un unico
imballo

PR01




AZ68F

DA MAT 233

REV. 29-04-2024

LOCALE	CODICE	DESCRIZIONE COMPONENTE	FINITURA	Q.TA	OPERATORE
PARATIE	AZ68F-R01_PR02	PARETE BAGNO OSPITI CENTRONAVE	LASTRA CHIARA	1	Damiano

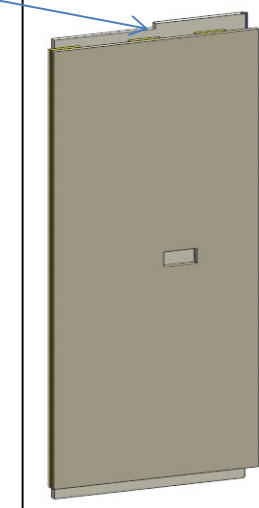
1 - L.683 x H 1934 x sp 16



VERIFICARE
PRESENZA
BORDO

ELEMENTO DA
MONTARE con:
PR02
e spedire con un
unico imballo

PR02



AZ68F

DA MAT 233

REV. 29-04-2024

LOCALE	CODICE	DESCRIZIONE COMPONENTE	FINITURA	Q.TA	OPERATORE
PARATIE	AZ68F-R01_PR03	PARETE BAGNO OSPITI POPPA	LASTRA CHIARA	2	Damiano

1 - L 585 x H 90 x sp 19 CON GREZZO
2 - L 120 x H 1995 x sp 19 CON GREZZO

MODIFICATE
DIMENSIONI

90

1

SPESSORARE
3 mm

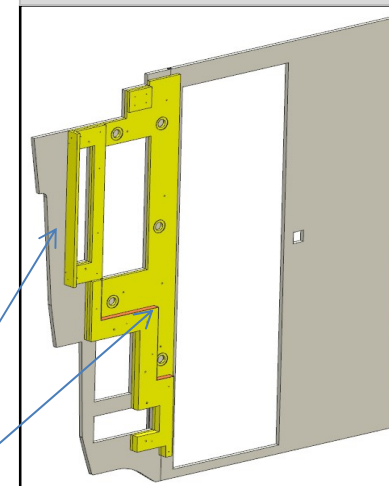
2

1995

ELEMENTO DA MONTARE
con:
PR03
L01_PR03
e spedire con un unico
imballo

PR03

L01_PR03



AZ68F

DA MAT. 201 REV. 29-04-2024

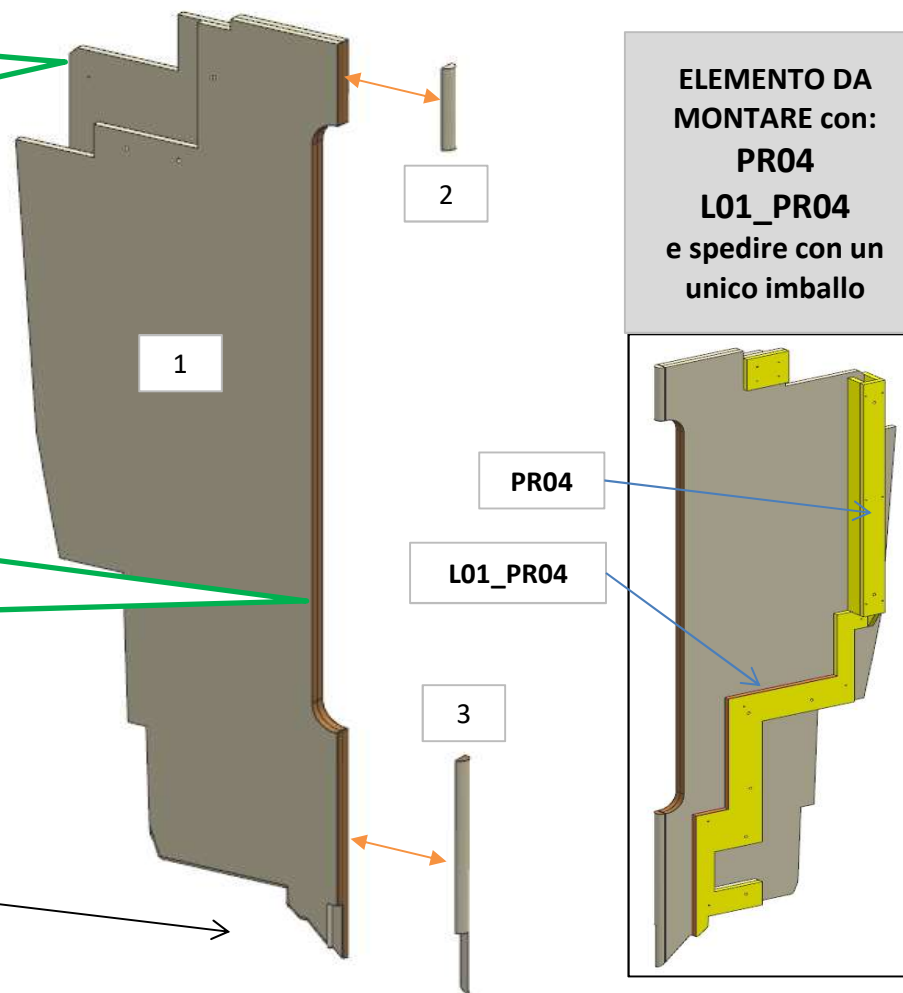
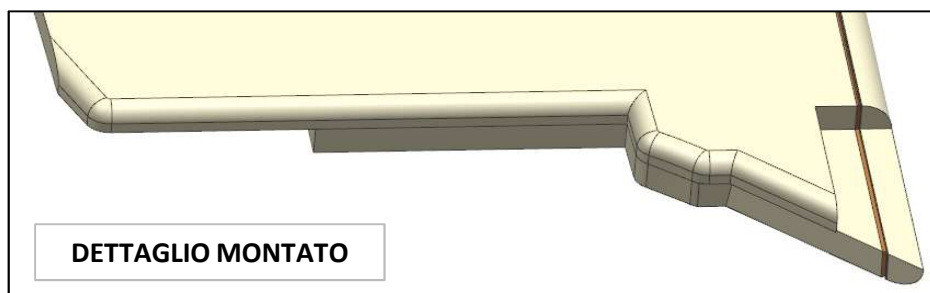
LOCALE	CODICE	DESCRIZIONE COMPONENTE	FINITURA	Q.TA	OPERATORE
PARATIE	AZ68F-R01_PR04	PARETE BAGNO OSPITI WC	LASTRA CHIARA	3	Damiano

1 - L 688 x H 1941 x sp 32
2 - dia. 32 x H 174
3 - dia. 32 x H 501

16
AUMENTATA
ALTEZZA

41
AUMENTATO
SCASSO

ELEMENTO DA
MONTARE con:
PR04
L01_PR04
e spedire con un
unico imballo



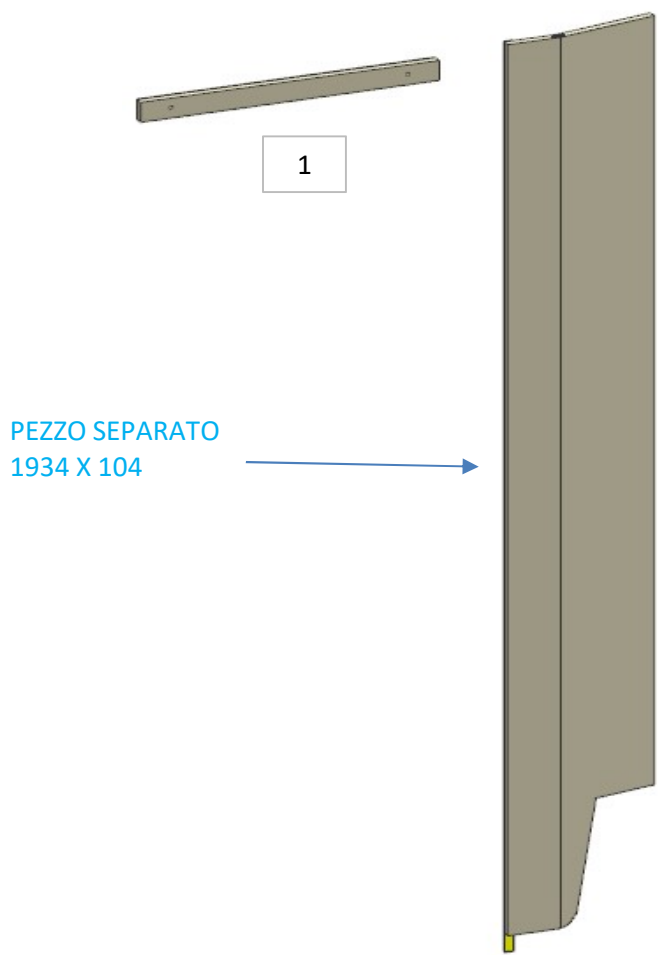
AZ68F

DA MAT 233

REV. 29-04-2024

LOCALE	CODICE	DESCRIZIONE COMPONENTE	FINITURA	Q.TA	OPERATORE
PARATIE	AZ68F-R01_PR05	PARETE BAGNO VIP PRUA	LASTRA CHIARA	2	Damiano

1 - L.585 x H.44 x sp 19
2 - L.310 x H.1934 x sp 16

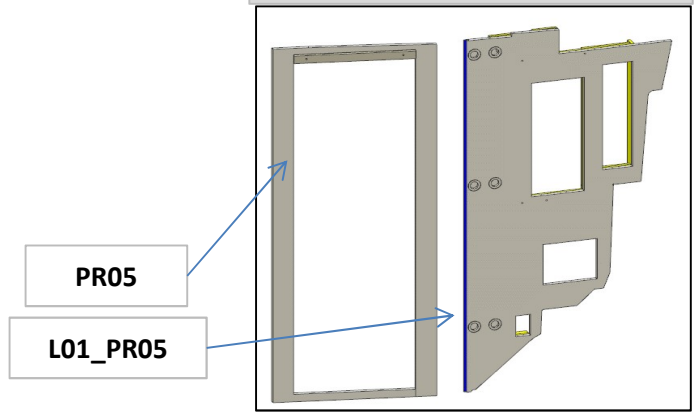


2

1

PEZZO SEPARATO
1934 X 104

ELEMENTO R01_PR05_01 DA
MONTARE con:
MF_PR05_01
MF_PR05_02
e spedire con un unico
imballo



PR05

L01_PR05

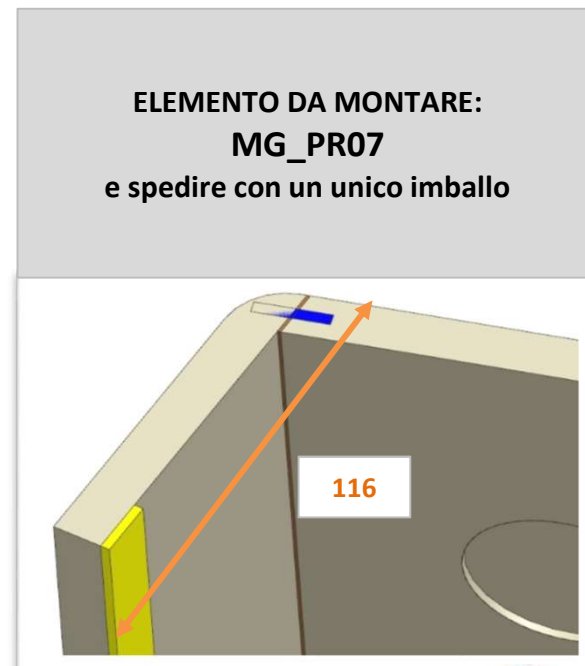
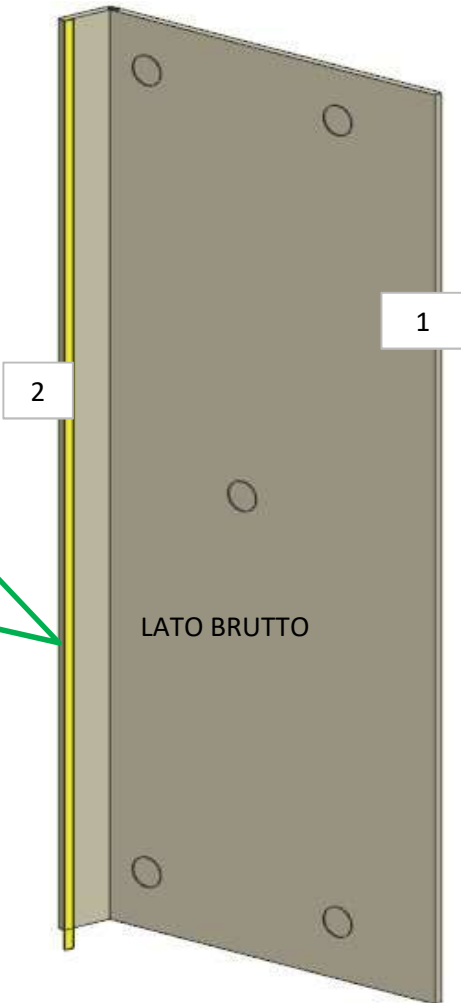
AZ68F

DA MAT 233

REV. 29-04-2024

LOCALE	CODICE	DESCRIZIONE COMPONENTE	FINITURA	Q.TA	OPERATORE
PARATIE	AZ68F-R01_PR07	PARETE BAGNO VIP CENTRONAVE	LASTRA CHIARA	2	Damiano

- 1 - L725 x H.1933 x sp 16
- 2 - L116 x H.1933 x sp 16



AZ68F

DA MAT. 203

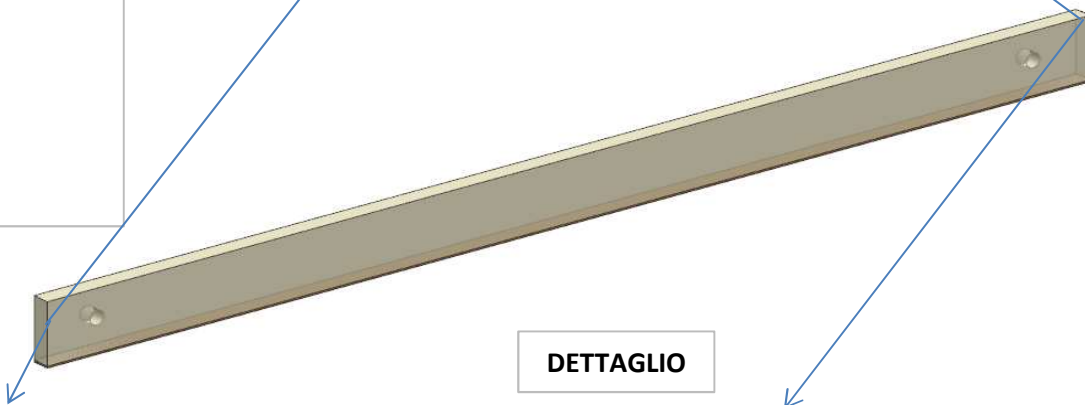
REV. 29-04-2024

LOCALE	CODICE	DESCRIZIONE COMPONENTE	FINITURA	Q.TA	OPERATORE
PARATIE	AZ68F-R01_PR09	PARETE CABINA VIP PORTA INGRESSO	LASTRA CHIARA	1	Damiano


1 - L.596 x H.35 x sp. 10mm

FERRAMENTA:
N° 2 - FITLOCK MASCHIO
N° 2 - FITLOCK FEMMINA
N° 2 - SPINE

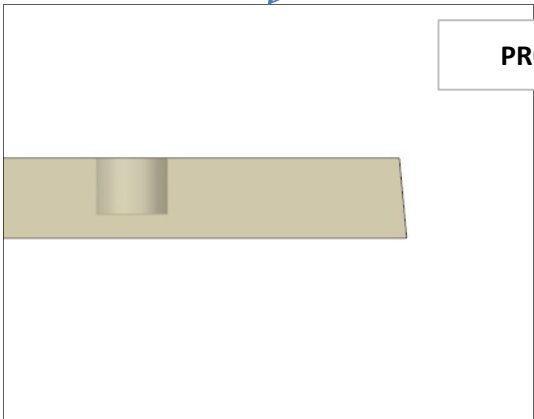
VERIFICARE PRESENZA SQUARCI



DETTAGLIO

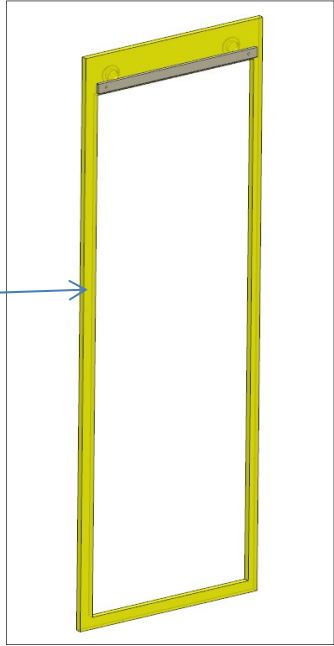


DETTAGLIO



PR09

ELEMENTO DA MONTARE con:
PR09
e spedire con un unico imballo



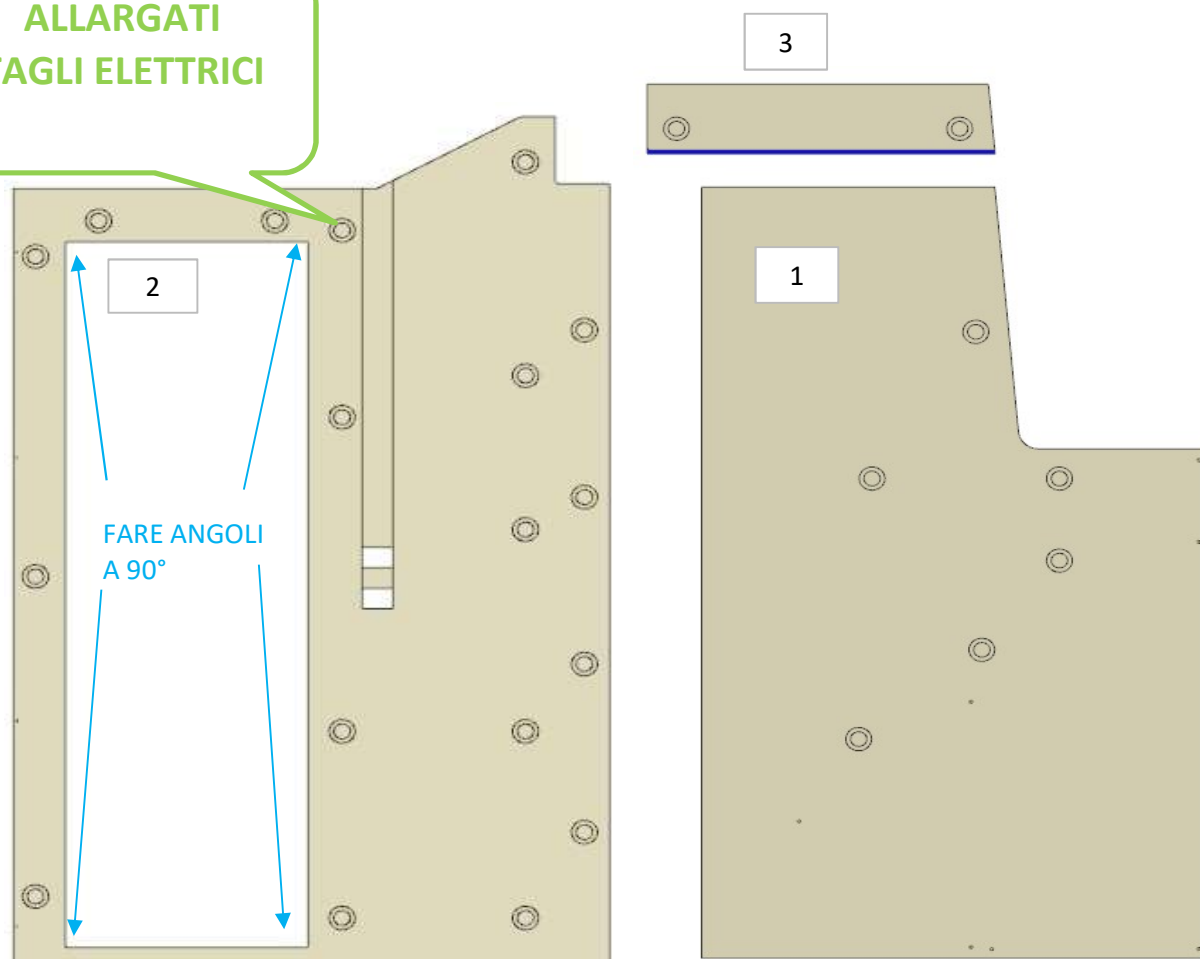
AZ68F

DA MAT 233

REV. 29-04-2024

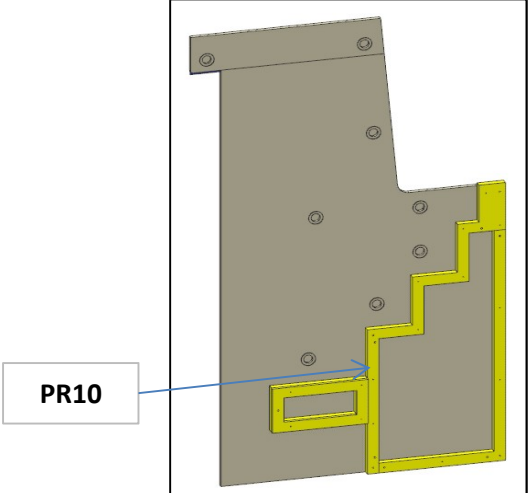
LOCALE	CODICE	DESCRIZIONE COMPONENTE	FINITURA	Q.TA	OPERATORE
PARATIE	AZ68F-R01_PR10	PARETE CABINA OSPITI DX CN	LASTRA CHIARA	3	Damiano

ALLARGATI
TAGLI ELETTRICI



- 1 - L.1240 x H 2088 x sp 19
- 2 - L.1437 x H 2267 x sp 19
- 3 - L. 846 x H 179 x sp 19

ELEMENTO DA
MONTARE con:
PR10
e spedire con un unico
imballo



AZ68F

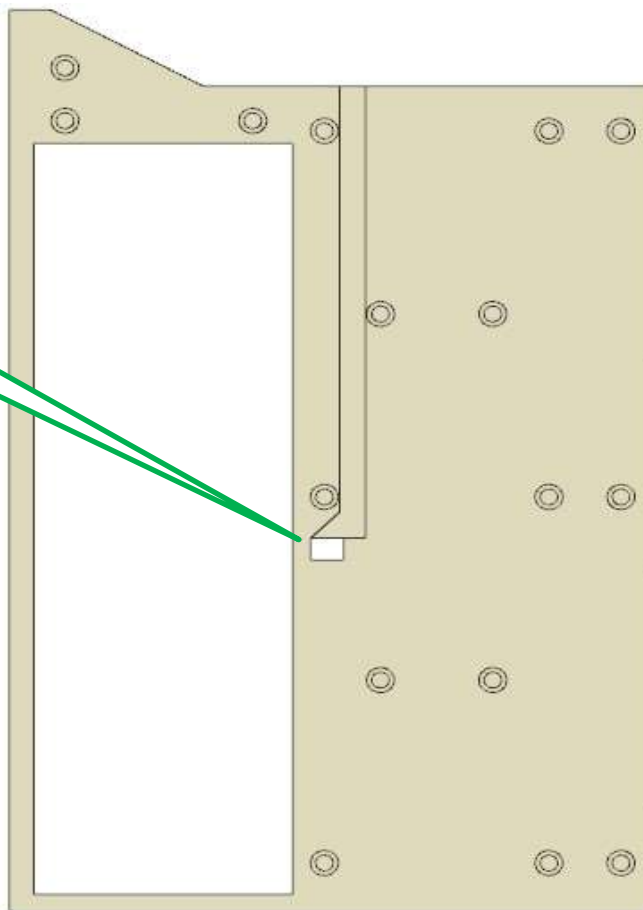
DA MAT 233

REV. 29-04-2024

LOCALE	CODICE	DESCRIZIONE COMPONENTE	FINITURA	Q.TA	OPERATORE
PARATIE	AZ68F-R01_PR11	PARETE CABINA OSPITI SX CN	LASTRA CHIARA	1	Damiano

1 - L.1458 x H 2267 x sp 19

111-112
AGGIUNTI
TAGLI ELETTRICI



FERRAMENTA:
N° 13 - FITLOCK MASCHIO
N° 16 - FITLOCK FEMMINA
N° 4 - BUSSOLA ZAMA 6MA

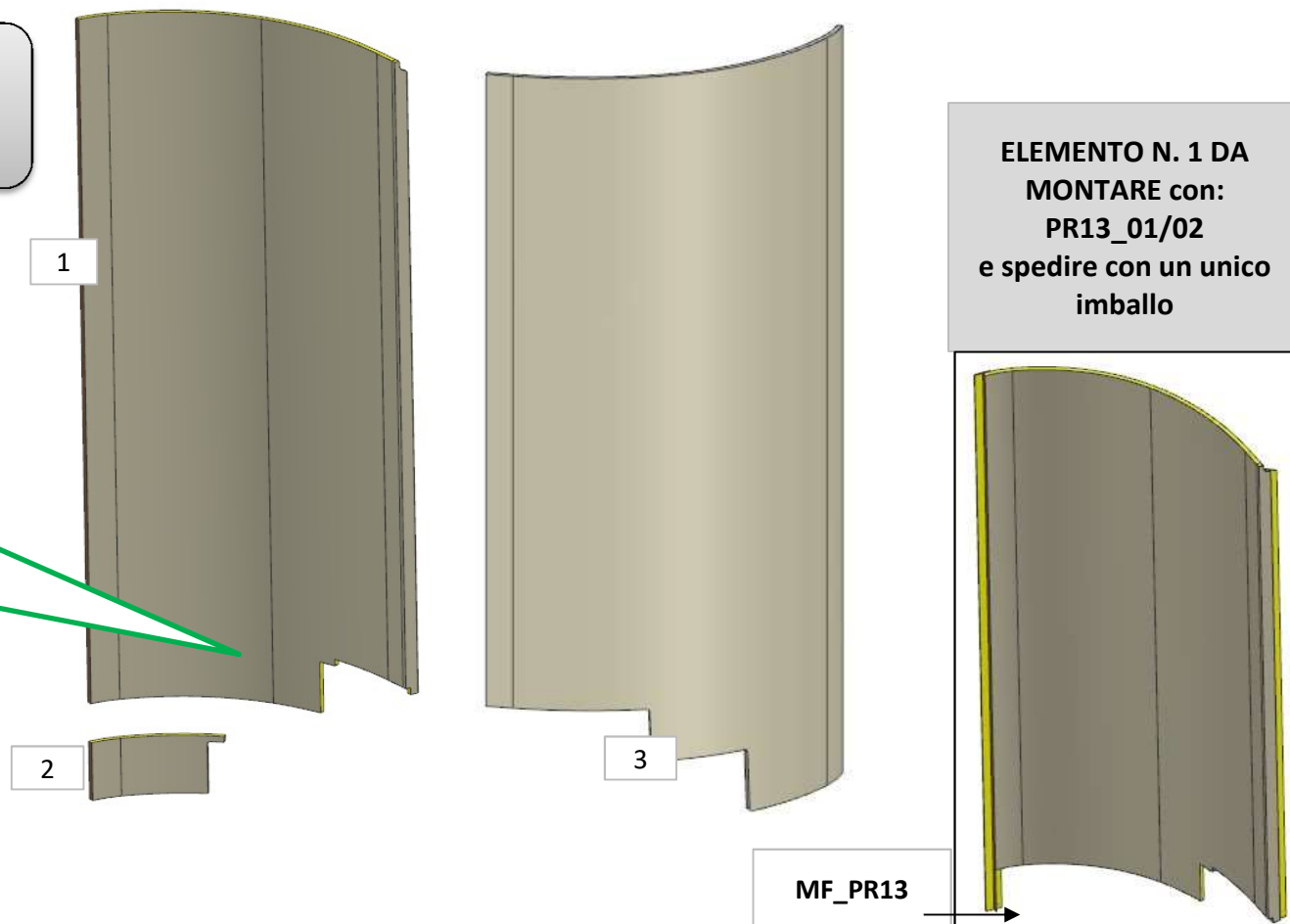
AZ68F

DA MAT. 265 REV. 29-04-2024

LOCALE	CODICE	DESCRIZIONE COMPONENTE	FINITURA	Q.TA	OPERATORE
PARATIE	AZ68F-R01_PR13	PARETE CABINA OSPITI SX CURVA	LASTRA CHIARA	2	Damiano

- 1 - sviluppo 1165x H 2462 x sp 16mm
- 2 - sviluppo 407 x H 208 x sp 16mm
- 3 - sviluppo 1161 x H 2470 x sp 15 mm

235
MODIFICATO
FINITURA - DA
IMBOTTITO A
LASTRA



AZ68F

DA MAT 233

REV. 29-04-2024

LOCALE	CODICE	DESCRIZIONE COMPONENTE	FINITURA	Q.TA	OPERATORE
PARATIE	AZ68F-R01_PR15	PARETE CAB. ARMATORE MURATA PRUA	LASTRA CHIARA	2	Damiano

1 - L.66 x H.1975 x sp 16
2 - L.650 x H.86 x sp 19

H 86



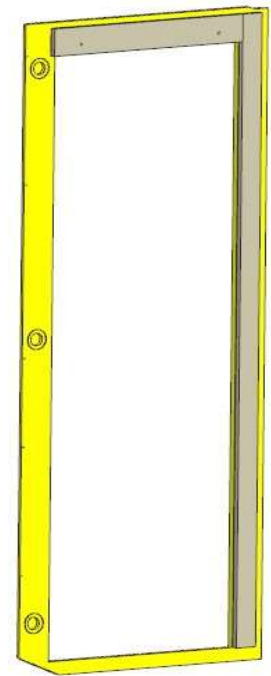
2

H 1975



1

ELEMENTO DA MONTARE
MF_PR15_02
e spedire con un



MODIFICATO
MISURE

AZ68F

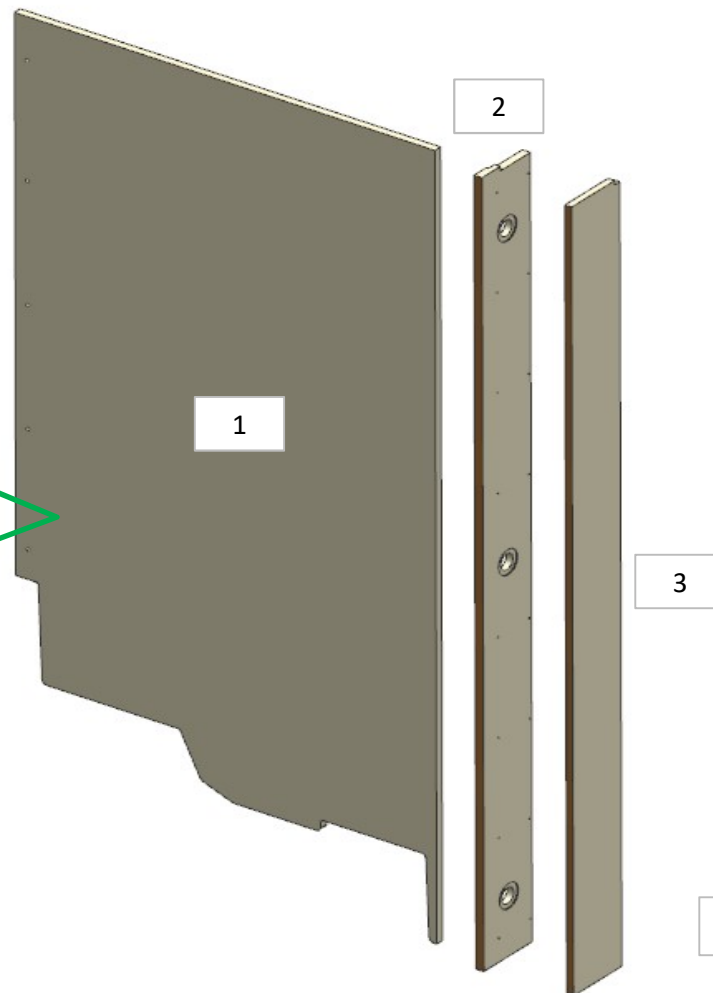
DA MAT.216

REV. 29-04-2024

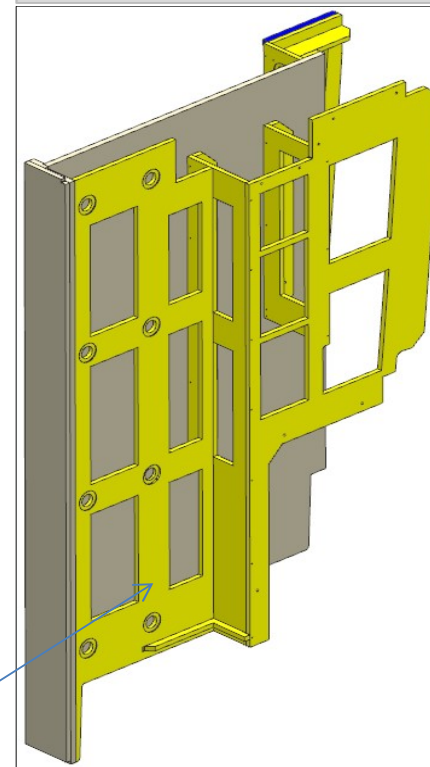
LOCALE	CODICE	DESCRIZIONE COMPONENTE	FINITURA	Q.TA	OPERATORE
PARATIE	AZ68F-R01_PR16	PARETE BAGNO ARM. MURATA PRUA	LASTRA CHIARA	3	Damiano

- 1 - L 1014 x H 1979 x sp 19mm
- 2 - L 159 x H 1979 x sp 19mm
- 3 - L 159 x H 1967 x sp 16mm

179
MODIFICATA FINITURA.
DA LAMINATO A LASTRA



ELEMENTO DA MONTARE
con:
PR16
e spedire con un unico



AZ68F


DA MAT.265

REV. 29-04-2024

LOCALE	CODICE	DESCRIZIONE COMPONENTE	FINITURA	Q.TA	OPERATORE
PARATIE	AZ68F-R01_PR17	PARETE BAGNO ARM. MURATA POPPA	LASTRA CHIARA	1	Damiano

1 - L 933 x H 1653 x sp 16mm

179
MODIFICATA FINITURA.
DA LAMINATO A LASTRA



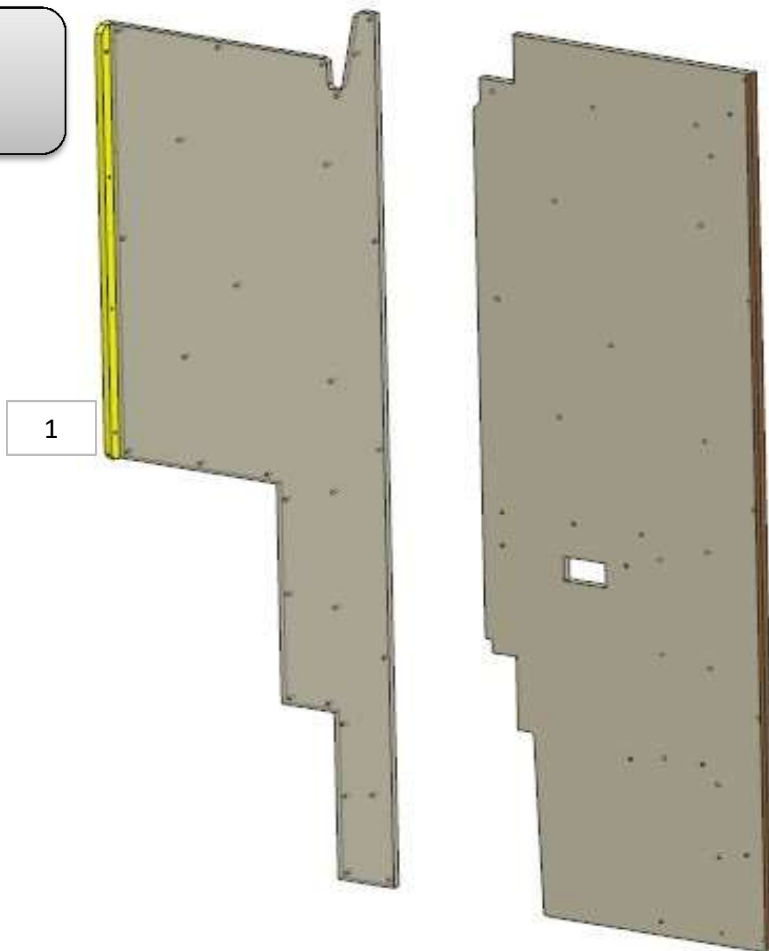
AZ68F

DA MAT 233

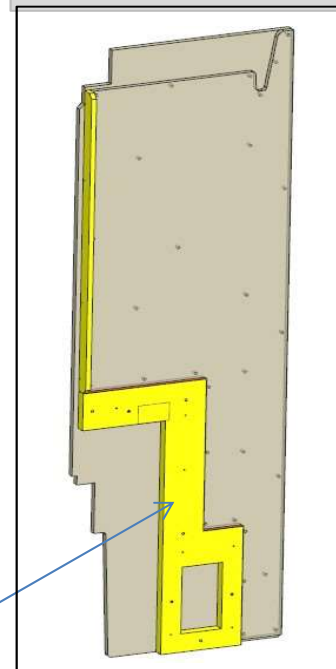
REV. 29-04-2024

LOCALE	CODICE	DESCRIZIONE COMPONENTE	FINITURA	Q.TA	OPERATORE
PARATIE	AZ68F-R01_PR20	PARETE BAGNO ARMATORE SX LAVABO	LASTRA CHIARA	2	Damiano

1 - L.608 x H 1967 x sp 16mm
2 - L 638 x H 1979 x sp 19mm



ELEMENTO DA MONTARE con:
L01_PR20
e spedire con un unico imballo



L01_PR20

AZ68F

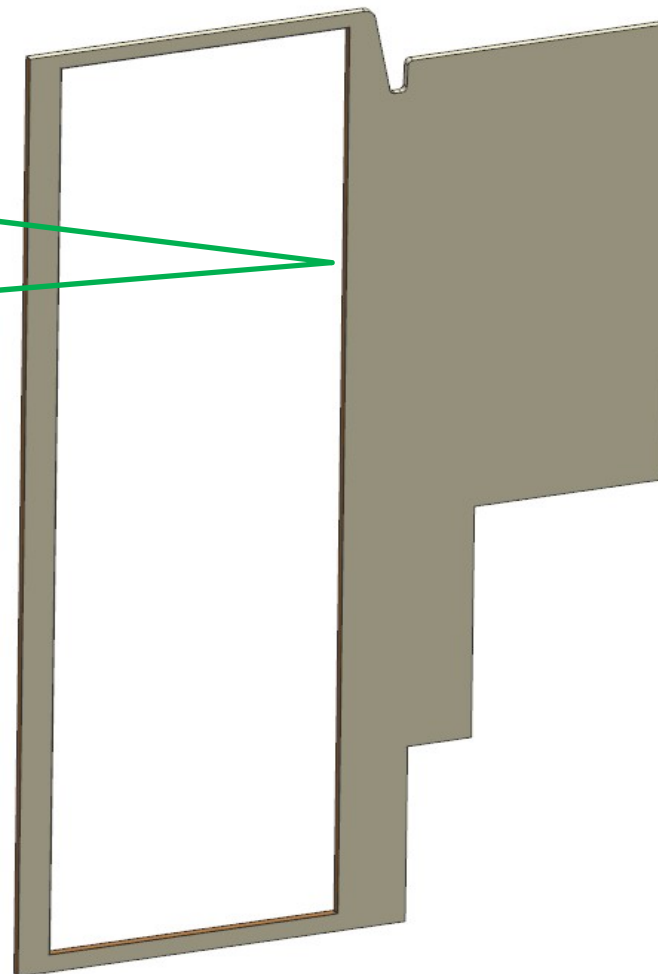
DA MAT.216

REV. 29-04-2024

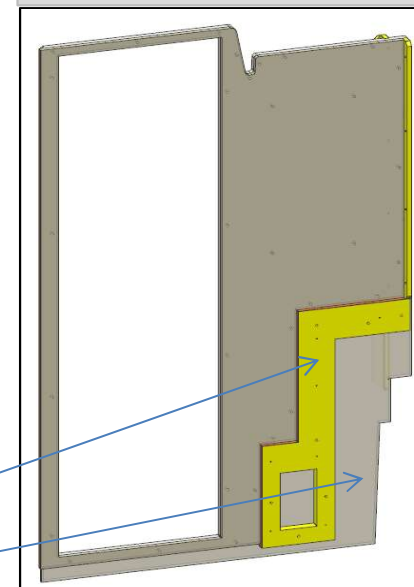
LOCALE	CODICE	DESCRIZIONE COMPONENTE	FINITURA	Q.TA	OPERATORE
PARATIE	AZ68F-R01_PR21	PARETE BAGNO ARMATORE DX LAVABO	LASTRA CHIARA	1	Damiano

1 - L.1214 x H 1967 x sp 16mm

179
BORDARE FILI INTERNI
VANO PORTA



ELEMENTO DA MONTARE
con:
PR21
L01_PR21
e spedire con un unico
imballo



L01_PR21

PR21