


AZ26M

REV. GR 9

LOCALE	CODICE	DESCRIZIONE COMPONENTE	FINITURA	Q.TA	OPERATORE
DAILY TOILET	AZ26M-L01_DB01	PENSILE SOPRA WC	LACCATO BIANCO RAL 9010	1	Damiano

1 - L.366 x H 425 x sp 20



AZ26M

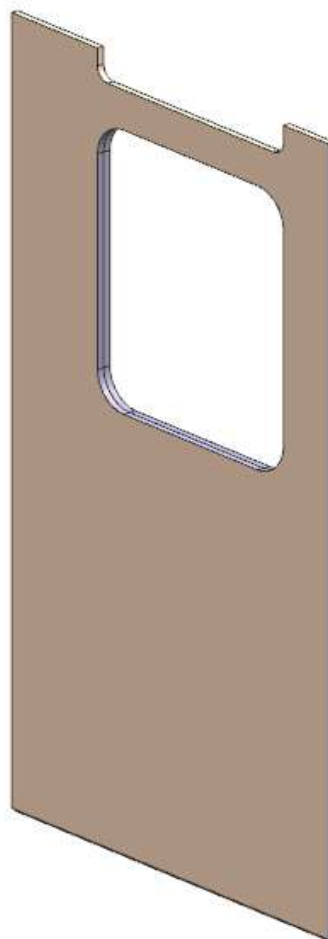
MOD DA GR9

REV. GR 9


LOCALE	CODICE	DESCRIZIONE COMPONENTE	FINITURA	Q.TA	OPERATORE
DAILY TOILET	AZ26M-L01_DC01	RIVESTIMENTO PARATIA PENSILE	LACCATO BIANCO RAL 9010	2	Damiano

1 - L.635 x H 1211 x sp 10
2 - L.639 x H 840 x sp 10

1



MOD INT. 31
MODIFICATO SPESSORE
SCHIENALE PER CORRETTO
FUNZIONAMENTO SISTEMA
PUSH-PULL



2

FERRAMENTA:

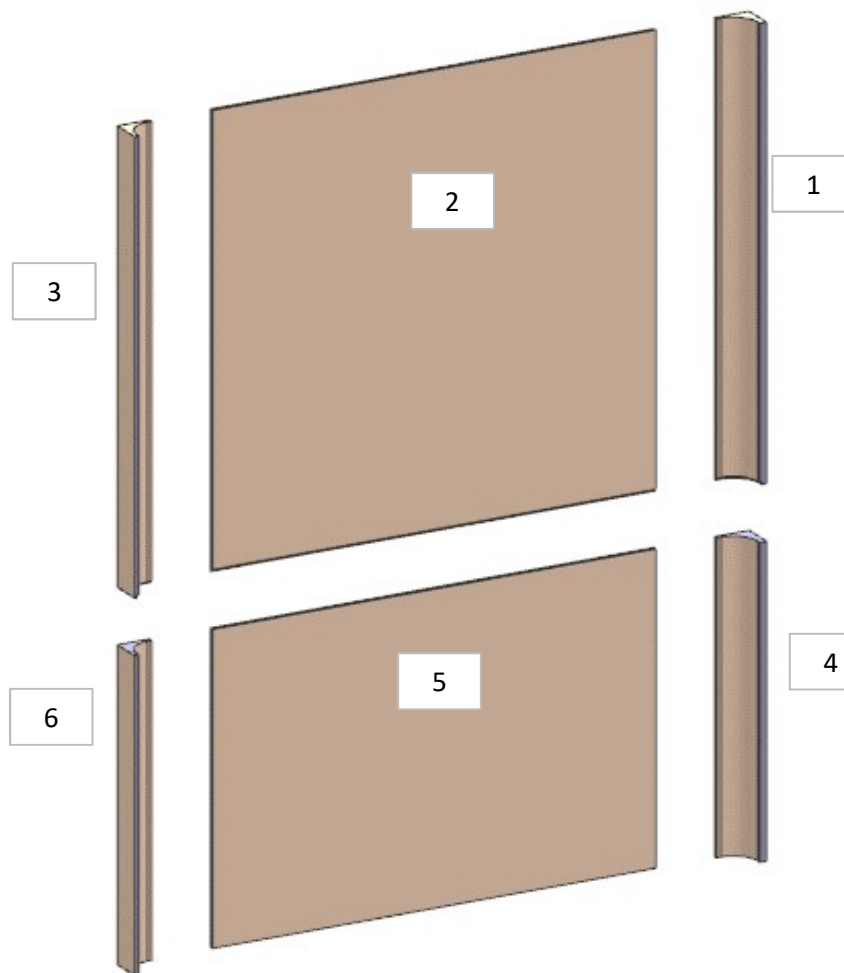
N° 4 - SPINA diam 8

AZ26M

REV. GR 9

LOCALE	CODICE	DESCRIZIONE COMPONENTE	FINITURA	Q.TA	OPERATORE
DAILY TOILET	AZ26M-L01_DD01	RIVESTIMENTI PARATIA DISCESA SCALE	LACCATO BIANCO RAL 9010	6	Damiano

- 1 - L.86 x H 1211 x 80
- 2 - L.1102 x H 1211 x sp 10
- 3 - L.80 x H 1211 x 80
- 4 - L.86 x H 840 x 80
- 5 - L.1102 x H 838 x sp 10
- 6 - L.80 x H 840 x 80



FERRAMENTA:

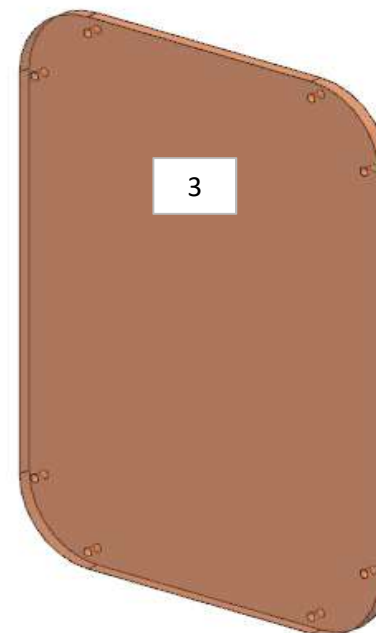
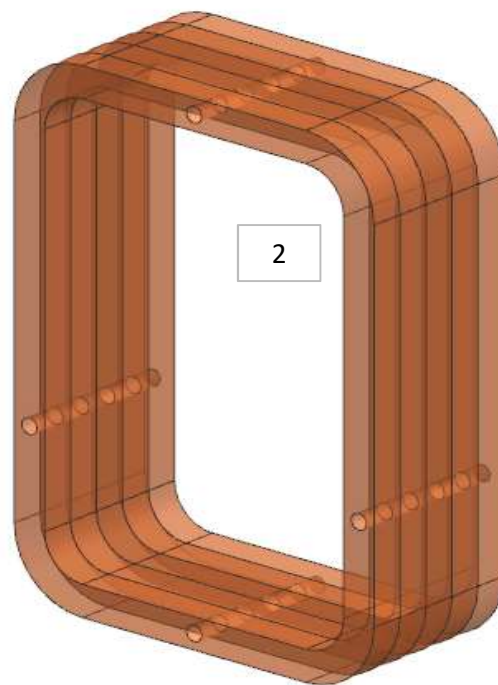
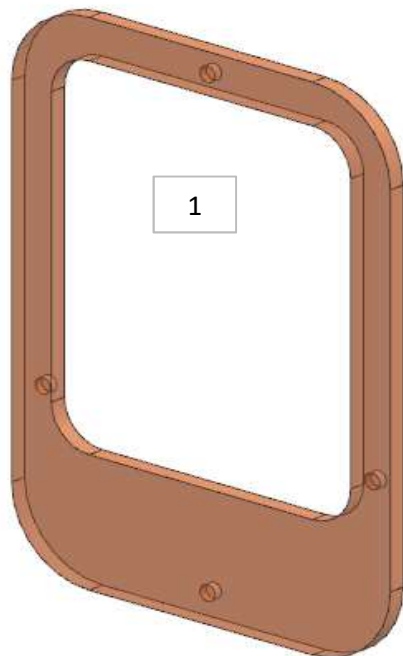
- N° 2 - FLUSH LOCK
- N° 4 - KEKU ESTRAZIONE FRONTALE COPPIA M/F

AZ26M

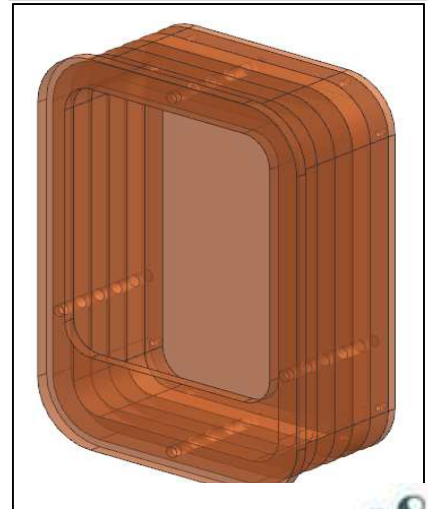
REV. GR 9

LOCALE	CODICE	DESCRIZIONE COMPONENTE	FINITURA	Q.TA	OPERATORE
DAILY TOILET	AZ26M-L01_DF01	NICCHIA LATERALE LAVABO	LACCATO BRONZO	3	Damiano

- 1 - L. 200 x H.275 x sp 8
- 2 - L. 190 x H.265 x sp 80
- 3 - L. 190 x H.265 x sp 6



ELEMENTO DA MONTARE
con:
MG_DF01
e spedire con un unico
imballo



FERRAMENTA:
N° 4 - SPINA diam 8

AZ26M

REV. GR 9

LOCALE	CODICE	DESCRIZIONE COMPONENTE	FINITURA	Q.TA	OPERATORE
DAILY TOILET	AZ26M-L01_DH01	CIELINO	LACCATO BIANCO RAL 9016	1	Damiano

1 - L.1223 x H 675 x sp 10



consonni&c

AZ26M

DA GR5

REV. GR 9

LOCALE	CODICE	DESCRIZIONE COMPONENTE	FINITURA	Q.TA	OPERATORE
DAILY TOILET	AZ26M-L01_DI01_01	RIVESTIMENTO LAVELLO	LACCATO BIANCO RAL 9010	1	Damiano

1 - L.975 x H 302 x sp 689

